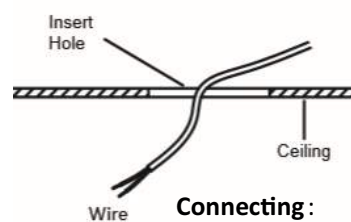
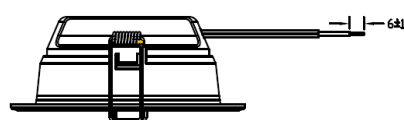


USER MANUAL / MANUAL PËRDORIMI  
BEDIENUNGSANLEITUNG / ПАСПОРТ НЗДЕПНЯ

- |                          |                              |                             |                          |
|--------------------------|------------------------------|-----------------------------|--------------------------|
| EN Mounting instructions | FR Instruction de montage    | GR οδηγίες τοποθέτησης      | RS Uputstvo za montazu   |
| DE Montageanleitung      | AL Udhëzimet e përdorimit    | RO Instrucțiunile de montaj | UA Інструкція по монтажу |
| RU Инструкция по монтажу | ESP Instrucciones de montaje | BG указания за монтаж       | AR تعليمات التركيب       |

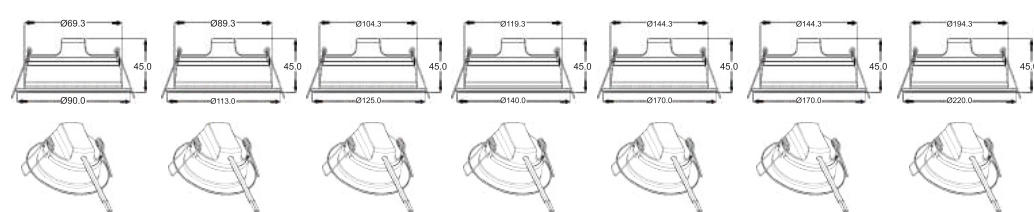
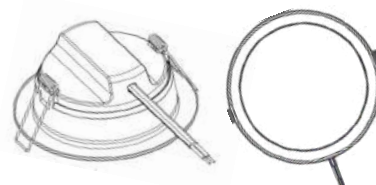
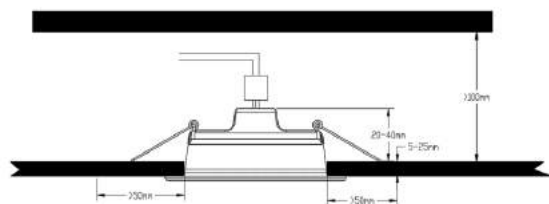
The Installation instructions of Fusion Down light

CAUTION For your safety, read the manual and safety instructions before installing the fixture. Install and use the product strictly according to instructions



Connecting:

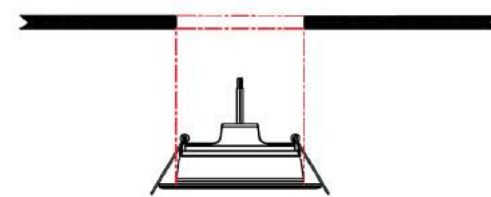
- LED Down light installation size requirements :
1. Thickness of the adapter plate: 5-25mm
  2. Installation space  $\geq 80$ mm
  3. All round tube light > 50 mm range without obstacles.



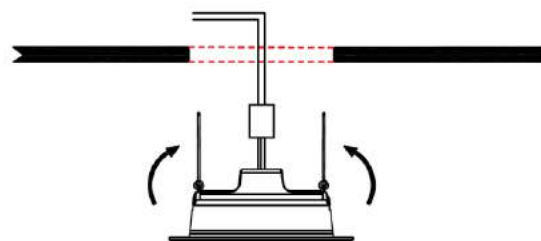
|  |  |  |   |   |   |   |
|--|--|--|---|---|---|---|
| 5W<br>LP13-30600<br>LP13-30610<br>LP13-30630 | 7W<br>LP14-30600<br>LP14-30610<br>LP14-30630 | 9W<br>LP14-31200<br>LP14-31210<br>LP14-31230 | 12W<br>LP13-31200<br>LP13-31210<br>LP13-31230 | 15W<br>LP13-31800<br>LP13-31810<br>LP13-31830 | 18W<br>LP14-31800<br>LP14-31810<br>LP14-31830 | 24W<br>LP13-32400<br>LP13-32410<br>LP13-32430 |
|--|--|--|---|---|---|---|

Connecting wire instructions :

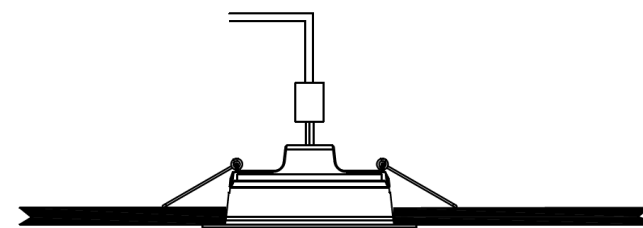
1. Turn OFF the power. Carve a hole according to the dimension of the Fusion on the ,Connected in Terminal block ,and tighten the screw



2. Push the spring upward then carefully place the LED downlight through the hole. Securely hook the spring frames onto the edge of the carved hole



3. Ensure all parts are connected properly before turning ON the power.



Warning ⚠

The light source of this luminaire is not replaceable; when the light source reaches its end of life the whole luminaire shall be replaced

