

LAMBARIO . . .
Brighter moments

 For more information visit
www.lambario.com

2023/24
CATALOGUE

Reliability | Quality | Innovation

WHO WE ARE?

Welcome to Lambario, a leading provider of top-quality lighting solutions since the early 2010s. With a remarkable journey from a modest selection of essential LED lights to a vast array of over 2000 products, we have grown to become one of the most trusted names in the industry. Our commitment to innovation, quality, and customer satisfaction has led us to be present in over 20 EU countries and established partnerships with some of the biggest players in the market.

WHAT WE OFFER?

Our products are designed and manufactured under a very strict system that meets all the requirements of the highest quality standards including ISO 9001.

In addition, all relevant dedicated emergency luminaires meet ICEL (Industry committee for energy lighting) registration requirements.

We incorporate our innovations with materials that provide high-efficiency performance for each lamp and fixture that we offer, fully incorporating LED technology to provide maximal cost-effectiveness, making sure to keep in mind the total cost of ownership of our products for our customers, from installation, lighting control, maintenance and most importantly power usage and replacement costs.



2^{years} WARRANTY | 3^{years} WARRANTY | 5^{years} WARRANTY

Every product we offer is a testament to our commitment to quality, standards and customer satisfaction. Rigorously tested and verified to meet EU market standards, our products not only guarantee excellent performance but also come with comprehensive warranties for your peace of mind.



For more information visit www.lambario.com



TABLE OF
CONTENTS

* LED FLOOD LIGHT	01-05
* LED HIGHBAY	07-09
* LED LINEAR HIGH BAY	11-12
* LED STREET LAMP	13-15
* LED WATERPROOF LAMP	16-17
* LED WATERPROOF LAMP	19-22
* LED LINEAR LIGHTING	23-24
* LED SENSOR CEILING FIXTURE	25-26
* LED MAGNETIC TRACK LIGHT SLIM SERIES 48V	28-34
* LED MAGNETIC TRACK LIGHT 220V	36-49
* LED MAGNETIC TRACK LIGHT 48V	51-60
* LED BIG PANEL	61-63
* LED MINI PANEL	65-74
* LED BULBS	77-82
* LED FILAMENT BULBS	84-87
* LED BULBS G4	89-90
* LED BULBS G9-G4	92-93
* LED TUBE	95-96
* LED STRIP LIGHT	98-109
* LED CONTROLLERS	111-112
* LED POWER SUPPLY	114-118
* ALUMINIUM PROFILE	120-124
* GARDEN LAMP	126-134
* SOLAR GARDEN LAMP	136-137
* LED BULKHEAD LAMP	138-140
* LED DOMELIGHT	142-147
* CEILING LUMINAIRE	149-150
* LED WALL LAMP	151-152
* LED DOWNLIGHT	154-157
* LED DOWNLIGHT 5 YEARS	159-161
* LED TRACK LIGHTS 5 YEARS	163-165
* LED TRACK LIGHTS	166-167
* SPOTLIGHT FIXTURE	170-195
* TRACKLINE ACCESSORIES 2 Wires	197-199
* TRACKLINE ACCESSORIES 3 Wires	200-207
* LED RECHARGEABLE BULB	208-209
* LED RECHARGEABLE LANTERN	210-211
* LED EMERGENCY STICKER	213-215
* LED EMERGENCY LAMP	217-218
* SENSORS	220-221

FLOODLIGHTS

The floodlight series was launched as a completely reengineered and redeveloped LED version of our popular wall lighting solutions.

We have perfected our manufacturing systems to ensure higher quality of light, effective housings and far better heat dissipation.

Due to the progress in LED technology, this lamp is now offered in higher lumen packages than ever before.



LED Exterior Lighting

LED FLOOD LIGHTS



CCT	Product Code	EAN code	WATT
• 4000K	LT62-01012	8605036659684	10W
• 6500K	LT62-01032	8605036659691	

LUMINOUS FLUX 710Lm
VOLTAGE 220-240V
FREQUENCY 50-60Hz
MATERIAL AL+GLASS
BEAM ANGLE 120°
MODEL LUMEX-SMD
WORK TEMP ta=40°C



CCT	Product Code	EAN code	WATT
• 4000K	LT62-02012	8605036659707	20W
• 6500K	LT62-02032	8605036659714	

LUMINOUS FLUX 1500Lm
VOLTAGE 220-240V
FREQUENCY 50-60Hz
MATERIAL AL+GLASS
BEAM ANGLE 120°
MODEL LUMEX-SMD
WORK TEMP ta=40°C



CCT	Product Code	EAN code	WATT
• 4000K	LT62-03012	8605036659721	30W
• 6500K	LT62-03032	8605036659738	

LUMINOUS FLUX 2300Lm
VOLTAGE 220-240V
FREQUENCY 50-60Hz
MATERIAL AL+GLASS
BEAM ANGLE 120°
MODEL LUMEX-SMD
WORK TEMP ta=40°C



CCT	Product Code	EAN code	WATT
• 4000K	LT62-05012	8605036659745	50W
• 6500K	LT62-05032	8605036659752	

LUMINOUS FLUX 3700Lm
VOLTAGE 220-240V
FREQUENCY 50-60Hz
MATERIAL AL+GLASS
BEAM ANGLE 120°
MODEL LUMEX-SMD
WORK TEMP ta=40°C



CCT	Product Code	EAN code	WATT
• 4000K	LT61-09112	8605036694821	100W
• 6500K	LT61-09132	8605036694838	

LUMINOUS FLUX 8000Lm
VOLTAGE 220-240V
FREQUENCY 50-60Hz
MATERIAL AL+GLASS
BEAM ANGLE 120°
MODEL LUMEX-SMD
WORK TEMP ta=40°C

LED FLOOD LIGHTS

LED Exterior Lighting



CCT	Product Code	EAN code	WATT
• 6500K	LT61-09432	8605036695569	150W

LUMINOUS FLUX 12000Lm
VOLTAGE 220-240V
FREQUENCY 50-60Hz
MATERIAL AL+GLASS
BEAM ANGLE 120°
MODEL LUMEX-SMD
WORK TEMP ta=40°C



CCT	Product Code	EAN code	WATT
• 6500K	LT61-09632	8605036695576	200W

LUMINOUS FLUX 16000Lm
VOLTAGE 220-240V
FREQUENCY 50-60Hz
MATERIAL AL+GLASS
BEAM ANGLE 120°
MODEL LUMEX-SMD
WORK TEMP ta=40°C



CCT	Product Code	EAN code	WATT
• RGB	LT62-02092	8605036696047	20W

LUMINOUS FLUX 1600Lm
VOLTAGE 220-240V
FREQUENCY 50-60Hz
MATERIAL AL+GLASS
BEAM ANGLE 120°
MODEL LUMEX-SMD
WORK TEMP ta=40°C



CCT	Product Code	EAN code	WATT
• RGB	LT62-03092	8605036696054	30W

LUMINOUS FLUX 2400Lm
VOLTAGE 220-240V
FREQUENCY 50-60Hz
MATERIAL AL+GLASS
BEAM ANGLE 120°
MODEL LUMEX-SMD
WORK TEMP ta=40°C



CCT	Product Code	EAN code	WATT
• RGB	LT62-05092	8605036696061	50W

LUMINOUS FLUX 4000Lm
VOLTAGE 220-240V
FREQUENCY 50-60Hz
MATERIAL AL+GLASS
BEAM ANGLE 120°
MODEL LUMEX-SMD
WORK TEMP ta=40°C

LED FLOOD LIGHTS

LED Exterior Lighting



CCT	Product Code	EAN code	WATT 10W
• 4000K	LT62-21012	8605036693862	LUMINOUS FLUX 710Lm
• 6500K	LT62-21032	8605036693879	VOLTAGE 220-240V
			FREQUENCY 50-60Hz
			MATERIAL AL+GLASS
			BEAM ANGLE 120°
			MODEL LUMEX-SMD
			WORK TEMP ta=40°C



CCT	Product Code	EAN code	WATT 20W
• 4000K	LT62-22012	8605036693886	LUMINOUS FLUX 1500Lm
• 6500K	LT62-22032	8605036693893	VOLTAGE 220-240V
			FREQUENCY 50-60Hz
			MATERIAL AL+GLASS
			BEAM ANGLE 120°
			MODEL LUMEX-SMD
			WORK TEMP ta=40°C



CCT	Product Code	EAN code	WATT 30W
• 4000K	LT62-23012	8605036693909	LUMINOUS FLUX 2300Lm
• 6500K	LT62-23032	8605036693916	VOLTAGE 220-240V
			FREQUENCY 50-60Hz
			MATERIAL AL+GLASS
			BEAM ANGLE 120°
			MODEL LUMEX-SMD
			WORK TEMP ta=40°C



CCT	Product Code	EAN code	WATT 50W
• 4000K	LT62-25012	8605036693923	LUMINOUS FLUX 3700Lm
• 6500K	LT62-25032	8605036693930	VOLTAGE 220-240V
			FREQUENCY 50-60Hz
			MATERIAL AL+GLASS
			BEAM ANGLE 120°
			MODEL LUMEX-SMD
			WORK TEMP ta=40°C



CCT	Product Code	EAN code	WATT 10W
• 3000K	LT63-01002	8605036696733	LUMINOUS FLUX 800Lm
• 4000K	LT63-01012	8605036696740	VOLTAGE 220-240V
• 6500K	LT63-01032	8605036696757	FREQUENCY 50-60Hz
			MATERIAL AL+GLASS
			BEAM ANGLE 120°
			MODEL MODEX-SMD
			WORK TEMP ta=40°C



CCT	Product Code	EAN code	WATT 20W
• 3000K	LT63-02002	8605036696764	LUMINOUS FLUX 1600Lm
• 4000K	LT63-02012	8605036696771	VOLTAGE 220-240V
• 6500K	LT63-02032	8605036696788	FREQUENCY 50-60Hz
			MATERIAL AL+GLASS
			BEAM ANGLE 110°
			MODEL MODEX-SMD
			WORK TEMP ta=40°C



CCT	Product Code	EAN code	WATT 30W
• 3000K	LT63-03002	8605036696795	LUMINOUS FLUX 2400Lm
• 4000K	LT63-03012	8605036696801	VOLTAGE 220-240V
• 6500K	LT63-03032	8605036696818	FREQUENCY 50-60Hz
			MATERIAL AL+GLASS
			BEAM ANGLE 110°
			MODEL MODEX-SMD
			WORK TEMP ta=40°C



CCT	Product Code	EAN code	WATT 50W
• 3000K	LT63-05002	8605036696825	LUMINOUS FLUX 4000Lm
• 4000K	LT63-05012	8605036696832	VOLTAGE 220-240V
• 6500K	LT63-05032	8605036696849	FREQUENCY 50-60Hz
			MATERIAL AL+GLASS
			BEAM ANGLE 110°
			MODEL MODEX-SMD
			WORK TEMP ta=40°C



CCT	Product Code	EAN code	WATT 100W
• 3000K	LT63-09102	8605036696856	LUMINOUS FLUX 8000Lm
• 4000K	LT63-09112	8605036696863	VOLTAGE 220-240V
• 6500K	LT63-09132	8605036696870	FREQUENCY 50-60Hz
			MATERIAL AL+GLASS
			BEAM ANGLE 110°
			MODEL MODEX-SMD
			WORK TEMP ta=40°C



CCT	Product Code	EAN code	WATT 150W
• 3000K	LT63-09402	8605036696887	LUMINOUS FLUX 12000Lm
• 4000K	LT63-09412	8605036696894	VOLTAGE 220-240V
• 6500K	LT63-09432	8605036696900	FREQUENCY 50-60Hz
			MATERIAL AL+GLASS
			BEAM ANGLE 110°
			MODEL MODEX-SMD
			WORK TEMP ta=40°C



CCT	Product Code	EAN code	WATT 200W
• 3000K	LT63-09602	8605036696917	LUMINOUS FLUX 16000Lm
• 4000K	LT63-09612	8605036696924	VOLTAGE 220-240V
• 6500K	LT63-09632	8605036696931	FREQUENCY 50-60Hz
			MATERIAL AL+GLASS
			BEAM ANGLE 110°
			MODEL MODEX-SMD
			WORK TEMP ta=40°C

E A1G



2 years WARRANTY 30000 hours 110° beam angle **IP65**



CCT	Product Code	EAN code	WATT 100W
• 3000K	LT64-09102	8605036610692	LUMINOUS FLUX 8000Lm
			VOLTAGE 220-240V
			FREQUENCY 50-60Hz
			MATERIAL AL+GLASS
			BEAM ANGLE 120°
			MODEL FLOOD LED
			WORK TEMP ta=40°C

F A1G

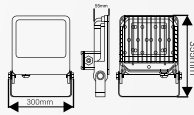


2 years WARRANTY 30000 hours 120° beam angle **IP65**



CCT	Product Code	EAN code	WATT 150W
• 3000K	LT64-09402	8605036610708	LUMINOUS FLUX 2400Lm
• 4000K	LT64-09412	8605036610715	VOLTAGE 220-240V
			FREQUENCY 50-60Hz
			MATERIAL AL+GLASS
			BEAM ANGLE 120°
			MODEL FLOOD LED
			WORK TEMP ta=40°C

E A1G



2 years WARRANTY 30000 hours 120° beam angle **IP65**



CCT	Product Code	EAN code	WATT 200W
• 3000K	LT64-09602	8605036610722	LUMINOUS FLUX 16000Lm
• 4000K	LT64-09612	8605036610739	VOLTAGE 220-240V
			FREQUENCY 50-60Hz
			MATERIAL AL+GLASS
			BEAM ANGLE 120°
			MODEL FLOOD LED
			WORK TEMP ta=40°C

E A1G



2 years WARRANTY 30000 hours 120° beam angle **IP65**



CCT	Product Code	EAN code	WATT 400W
• 3000K	LT64-09802	8605036610746	LUMINOUS FLUX 35500Lm
• 4000K	LT64-09812	8605036610753	VOLTAGE 220-240V
• 6500K	LT64-09832	8605036610760	FREQUENCY 50-60Hz
			MATERIAL AL+GLASS
			BEAM ANGLE 120°
			MODEL FLOOD LED
			WORK TEMP ta=40°C

F A1G



3 years WARRANTY 30000 hours 120° beam angle **IP65**

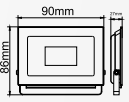
LED FLOOD LIGHTS

LED Exterior Lighting



CCT	Product Code	EAN code	WATT 10W
• 4000K	LT60-01010	8605036694845	LUMINOUS FLUX 750Lm
• 6500K	LT60-01030	8605036694852	VOLTAGE 220-240V
			FREQUENCY 50-60Hz
			MATERIAL AL+GLASS
			BEAM ANGLE 110°
			MODEL SMARTLINE
			WORK TEMP ta=40°C

F A1G

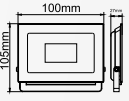


2 years WARRANTY 30000 hours 110° beam angle **IP65**



CCT	Product Code	EAN code	WATT 20W
• 4000K	LT60-02010	8605036694869	LUMINOUS FLUX 1650Lm
• 6500K	LT60-02030	8605036694876	VOLTAGE 220-240V
			FREQUENCY 50-60Hz
			MATERIAL AL+GLASS
			BEAM ANGLE 110°
			MODEL SMARTLINE
			WORK TEMP ta=40°C

E A1G

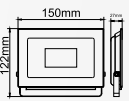


2 years WARRANTY 30000 hours 110° beam angle **IP65**



CCT	Product Code	EAN code	WATT 30W
• 4000K	LT60-03010	8605036694883	LUMINOUS FLUX 2510Lm
• 6500K	LT60-03030	8605036694890	VOLTAGE 220-240V
			FREQUENCY 50-60Hz
			MATERIAL AL+GLASS
			BEAM ANGLE 110°
			MODEL SMARTLINE
			WORK TEMP ta=40°C

E A1G

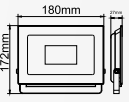


2 years WARRANTY 30000 hours 110° beam angle **IP65**



CCT	Product Code	EAN code	WATT 50W
• 4000K	LT60-05010	8605036694906	LUMINOUS FLUX 4300Lm
• 6500K	LT60-05030	8605036694913	VOLTAGE 220-240V
			FREQUENCY 50-60Hz
			MATERIAL AL+GLASS
			BEAM ANGLE 110°
			MODEL SMARTLINE
			WORK TEMP ta=40°C

E A1G

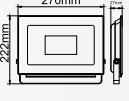


2 years WARRANTY 30000 hours 110° beam angle **IP65**



CCT	Product Code	EAN code	WATT 100W
• 4000K	LT60-09110	8605036697624	LUMINOUS FLUX 8700Lm
• 6500K	LT60-09130	8605036697631	VOLTAGE 220-240V
			FREQUENCY 50-60Hz
			MATERIAL AL+GLASS
			BEAM ANGLE 110°
			MODEL SMARTLINE
			WORK TEMP ta=40°C

E A1G



2 years WARRANTY 30000 hours 110° beam angle **IP65**





LED Exterior Lighting


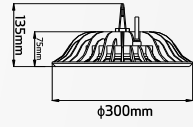




HIGHBAY LED

For more information visit
www.lambario.com


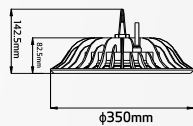






CCT • 5000K	Product Code LT45-05022	EAN code 8605036695354	WATT 50W LUMINOUS FLUX 4500Lm VOLTAGE 185-265V FREQUENCY 50-60Hz MATERIAL AL+GLASS BEAM ANGLE 110° MODEL ILUMINA WORK TEMP ta=40°C
 			
   			



CCT • 5000K	Product Code LT45-09122	EAN code 8605036695361	WATT 100W LUMINOUS FLUX 9000Lm VOLTAGE 185-265V FREQUENCY 50-60Hz MATERIAL AL+GLASS BEAM ANGLE 110° MODEL ILUMINA WORK TEMP ta=40°C
 			
   			


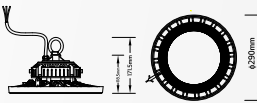






CCT • 5000K	Product Code LT45-09422	EAN code 8605036695378	WATT 150W LUMINOUS FLUX 13500Lm VOLTAGE 185-265V FREQUENCY 50-60Hz MATERIAL AL+GLASS BEAM ANGLE 110° MODEL ILUMINA WORK TEMP ta=40°C
 			
   			



CCT • 5000K	Product Code LT45-09622	EAN code 8605036695385	WATT 200W LUMINOUS FLUX 18000Lm VOLTAGE 185-265V FREQUENCY 50-60Hz MATERIAL AL+GLASS BEAM ANGLE 110° MODEL ILUMINA WORK TEMP ta=40°C
 			
   			



CCT • 6000K	Product Code LT46-09132	EAN code 8605036696948	WATT 100W LUMINOUS FLUX 14000Lm VOLTAGE 85-265V FREQUENCY 50-60Hz MATERIAL AL+GLASS BEAM ANGLE 90° MODEL HIGHPRO WORK TEMP ta=40°C
 			
   			

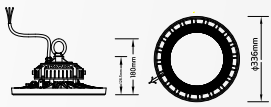
HIGHBAY LED





LED Exterior Lighting



CCT	Product Code	EAN code	WATT
• 6000K	LT46-09432	8605036696955	150W
			LUMINOUS FLUX 21000Lm
			VOLTAGE 85-265V
			FREQUENCY 50-60Hz
			MATERIAL AL+GLASS
			BEAM ANGLE 90°
			MODEL HIGHPRO
			WORK TEMP ta=40°C

D

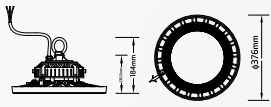













CCT	Product Code	EAN code	WATT
• 6000K	LT46-09632	8605036696962	200W
			LUMINOUS FLUX 28000Lm
			VOLTAGE 85-265V
			FREQUENCY 50-60Hz
			MATERIAL AL+GLASS
			BEAM ANGLE 90°
			MODEL HIGHPRO
			WORK TEMP ta=40°C

D











CCT	Product Code	EAN code	WATT
• 3000K	LT49-05022	8605036610791	100W
• 4200K	LT49-09122	8605036610807	100W
• 6400K	LT49-09422	8605036610814	100W
			LUMINOUS FLUX 10000Lm
			VOLTAGE 185-265V
			FREQUENCY 50-60Hz
			MATERIAL AL+GLASS
			BEAM ANGLE 120°
			MODEL LED HIGBAY
			WORK TEMP ta=40°C

F



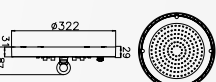










CCT	Product Code	EAN code	WATT
• 4200K	LT49-09622	8605036610821	150W
• 6400K	LT49-05020	8605036610838	150W
			LUMINOUS FLUX 15000Lm
			VOLTAGE 185-265V
			FREQUENCY 50-60Hz
			MATERIAL AL+GLASS
			BEAM ANGLE 120°
			MODEL LED HIGBAY
			WORK TEMP ta=40°C

F






CCT	Product Code	EAN code	WATT
• 3000K	LT49-09120	8605036610845	200W
• 4200K	LT49-09420	8605036610852	200W
• 6400K	LT49-09620	8605036610869	200W
			LUMINOUS FLUX 20000Lm
			VOLTAGE 185-265V
			FREQUENCY 50-60Hz
			MATERIAL AL+GLASS
			BEAM ANGLE 120°
			MODEL LED HIGBAY
			WORK TEMP ta=40°C

F


















CCT	Product Code	EAN code	WATT
/	LT48-09132	8605036610777	100W
			LUMINOUS FLUX /
			VOLTAGE 220-240V
			FREQUENCY 50-60Hz
			MATERIAL AL
			BEAM ANGLE 120°
			MODEL LED HIGBAY
			WORK TEMP ta=40°C



CCT	Product Code	EAN code	WATT
/	LT48-09632	8605036610784	200W
			LUMINOUS FLUX /
			VOLTAGE 220-240V
			FREQUENCY 50-60Hz
			MATERIAL AL
			BEAM ANGLE 120°
			MODEL LED HIGBAY
			WORK TEMP ta=40°C

HIGHBAY LED


LED Exterior Lighting

HIGHBAY LIGHTING

Designed specifically for industrial applications, the highbay lighting systems contain a powerful lighting package in sleek dimensions that have the highest possible efficiency gains of all LED systems. The performance achievable by these systems out-shines HID platforms by a wide margin.

LINEAR HIGHBAY

A further evolution of our Highbay series, the Linear Highbay Lighting platform packs the same LED internals that allow for amazing lighting in a never before seen form-factor. These series offer leading-edge efficacy and scalability for high ceiling applications such as warehouses, distribution centers, manufacturing facilities and big box retailers.



CCT	Product Code	EAN code	WATT
• 5000K	LT50-05022	8605036695965	50W
			LUMINOUS FLUX 4100Lm
			VOLTAGE 185-265V
			FREQUENCY 50-60Hz
			MATERIAL AL+GLASS
			BEAM ANGLE 90°
			MODEL BRITLINE
			WORK TEMP ta=40°C

2 years WARRANTY 30000 hours 90° beam angle **IP54**



CCT	Product Code	EAN code	WATT
• 5000K	LT50-09122	8605036695972	100W
			LUMINOUS FLUX 8300Lm
			VOLTAGE 185-265V
			FREQUENCY 50-60Hz
			MATERIAL AL+GLASS
			BEAM ANGLE 90°
			MODEL BRITLINE
			WORK TEMP ta=40°C

2 years WARRANTY 30000 hours 90° beam angle **IP54**



CCT	Product Code	EAN code	WATT
• 5000K	LT50-09422	8605036695989	150W
			LUMINOUS FLUX 12400Lm
			VOLTAGE 185-265V
			FREQUENCY 50-60Hz
			MATERIAL AL+GLASS
			BEAM ANGLE 90°
			MODEL BRITLINE
			WORK TEMP ta=40°C

2 years WARRANTY 30000 hours 90° beam angle **IP54**



CCT	Product Code	EAN code	WATT
• 5000K	LT50-09622	8605036695996	200W
			LUMINOUS FLUX 16500Lm
			VOLTAGE 185-265V
			FREQUENCY 50-60Hz
			MATERIAL AL+GLASS
			BEAM ANGLE 90°
			MODEL BRITLINE
			WORK TEMP ta=40°C

2 years WARRANTY 30000 hours 90° beam angle **IP54**

LINEAR HIGHBAY LED

LED Exterior Lighting





CCT	Product Code	EAN code	WATT
• 4500K	LT47-05022	8605036697952	50W
		LUMINOUS FLUX	4500Lm
		VOLTAGE	185-265V
		FREQUENCY	50-60Hz
		MATERIAL	AL+GLASS
		BEAM ANGLE	110°
		MODEL	BPLINE
		WORK TEMP	ta=40°C
			



CCT	Product Code	EAN code	WATT
• 4500K	LT47-09122	8605036697969	100W
		LUMINOUS FLUX	9000Lm
		VOLTAGE	185-265V
		FREQUENCY	50-60Hz
		MATERIAL	AL+GLASS
		BEAM ANGLE	110°
		MODEL	BPLINE
		WORK TEMP	ta=40°C
			



CCT	Product Code	EAN code	WATT
• 4500K	LT47-09422	8605036697976	150W
		LUMINOUS FLUX	13500Lm
		VOLTAGE	185-265V
		FREQUENCY	50-60Hz
		MATERIAL	AL+GLASS
		BEAM ANGLE	110°
		MODEL	BPLINE
		WORK TEMP	ta=40°C
			



CCT	Product Code	EAN code	WATT
• 4500K	LT47-09622	8605036697983	200W
		LUMINOUS FLUX	18000Lm
		VOLTAGE	185-265V
		FREQUENCY	50-60Hz
		MATERIAL	AL+GLASS
		BEAM ANGLE	110°
		MODEL	BPLINE
		WORK TEMP	ta=40°C
			



LED Exterior Lighting

LED STREET LAMP

For more information visit
www.lambario.com





CCT	Product Code	EAN code	WATT
• 5000K	LT30-09122	8605036697655	100W
		LUMINOUS FLUX	14000Lm
		VOLTAGE	85-265V
		FREQUENCY	50-60Hz
		MATERIAL	AL+GLASS
		BEAM ANGLE	90°
		MODEL	SPEZIO
		WORK TEMP	ta=40°C



CCT	Product Code	EAN code	WATT
• 5000K	LT30-09422	8605036697662	150W
		LUMINOUS FLUX	21000Lm
		VOLTAGE	85-265V
		FREQUENCY	50-60Hz
		MATERIAL	AL+GLASS
		BEAM ANGLE	90°
		MODEL	SPEZIO
		WORK TEMP	ta=40°C



CCT	Product Code	EAN code	WATT
• 4000K	LT33-03022	8605036610951	100W
		LUMINOUS FLUX	15000Lm
		VOLTAGE	85-265V
		FREQUENCY	50-60Hz
		MATERIAL	AL+GLASS
		BEAM ANGLE	120°
		MODEL	SPEZIO
		WORK TEMP	ta=40°C



CCT	Product Code	EAN code	WATT
• 4000K	LT33-05022	8605036610968	150W
		LUMINOUS FLUX	22500Lm
		VOLTAGE	85-265V
		FREQUENCY	50-60Hz
		MATERIAL	AL+GLASS
		BEAM ANGLE	120°
		MODEL	SPEZIO
		WORK TEMP	ta=40°C



CCT	Product Code	EAN code	WATT
• 4000K	LT33-09122	8605036610975	200W
		LUMINOUS FLUX	30000Lm
		VOLTAGE	85-265V
		FREQUENCY	50-60Hz
		MATERIAL	AL+GLASS
		BEAM ANGLE	120°
		MODEL	SPEZIO
		WORK TEMP	ta=40°C

LED STREET LAMP

LED Exterior Lighting



CCT	Product Code	EAN code	WATT
• 3000K	LT31-03022	8605036610876	50W
• 4000K	LT31-05022	8605036610883	50W
• 6500K	LT31-09122	8605036610890	50W
		LUMINOUS FLUX	4300Lm
		VOLTAGE	185-265V
		FREQUENCY	50-60Hz
		MATERIAL	AL+GLASS
		BEAM ANGLE	120°
		MODEL	PROTEC
		WORK TEMP	ta=40°C



CCT	Product Code	EAN code	WATT
• 3000K	LT31-09422	8605036610906	100W
• 4000K	LT32-03022	8605036610913	100W
• 6500K	LT32-05022	8605036610920	100W
		LUMINOUS FLUX	8800Lm
		VOLTAGE	185-265V
		FREQUENCY	50-60Hz
		MATERIAL	AL+GLASS
		BEAM ANGLE	120°
		MODEL	PROTEC
		WORK TEMP	ta=40°C



CCT	Product Code	EAN code	WATT
• 4000K	LT32-09122	8605036610937	135W
• 6500K	LT32-09422	8605036610944	135W
		LUMINOUS FLUX	11800Lm
		VOLTAGE	185-265V
		FREQUENCY	50-60Hz
		MATERIAL	AL+GLASS
		BEAM ANGLE	120°
		MODEL	PROTEC
		WORK TEMP	ta=40°C



CCT	Product Code	EAN code	WATT
• 6500K	LT34-05012	8605036614362	30W
		LUMINOUS FLUX	2350Lm
		VOLTAGE	220-240V
		FREQUENCY	50-60Hz
		MATERIAL	AL+GLASS
		BEAM ANGLE	120°
		MODEL	ILUMINA
		WORK TEMP	ta=40°C



CCT	Product Code	EAN code	WATT
• 6500K	LT34-05032	8605036614379	50W
		LUMINOUS FLUX	4000Lm
		VOLTAGE	220-240V
		FREQUENCY	50-60Hz
		MATERIAL	AL+GLASS
		BEAM ANGLE	120°
		MODEL	ILUMINA
		WORK TEMP	ta=40°C



CCT	Product Code	EAN code	WATT
• 6500K	LT34-09132	8605036614386	100W
			LUMINOUS FLUX 8150Lm
			VOLTAGE 220-240V
			FREQUENCY 50-60Hz
			MATERIAL AL+GLASS
			BEAM ANGLE 120°
			MODEL ILUMINA
			WORK TEMP ta=40°C
			IP65



CCT	Product Code	EAN code	WATT
• 6500K	LT34-09412	8605036614393	120W
			LUMINOUS FLUX 9800Lm
			VOLTAGE 220-240V
			FREQUENCY 50-60Hz
			MATERIAL AL+GLASS
			BEAM ANGLE 120°
			MODEL ILUMINA
			WORK TEMP ta=40°C
			IP65



CCT	Product Code	EAN code	WATT
• 5000K	LT33-09422	8605036698027	90W
			LUMINOUS FLUX 10487Lm
			VOLTAGE 85-265V
			FREQUENCY 50-60Hz
			MATERIAL AL+GLASS
			BEAM ANGLE 135°
			MODEL LED URBAN
			WORK TEMP ta=40°C
			IP65

STREET LIGHTING

The street, exterior lighting collection offers highly durable designs and a very high quality output, perfect to accentuate public roads. They are a higher quality alternative for conventional lamps that are used in classical street and park lighting applications. It combines the right lumen package with high system efficacy to maximize energy saving.



LED Outdoor Lighting


WATERPROOF

For more information visit
www.lambario.com


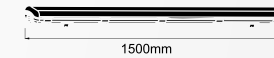




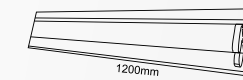
Product Code	EAN code	TUBE	T8
LT01-6001	8605036696573	WATT	1x18W
		LED TUBE TYPE	DUBLE SIDE
		VOLTAGE	85-265V
		FREQUENCY	50-60Hz
		MATERIAL	PC
		BEAM ANGLE	120°
		MODEL	FROLINE
		LED TYPE	SMD




Product Code	EAN code	TUBE	T8
LT01-1500	8605036696603	WATT	2x58W
		LED TUBE TYPE	DUBLE SIDE
		VOLTAGE	85-265V
		FREQUENCY	50-60Hz
		MATERIAL	PC
		BEAM ANGLE	120°
		MODEL	FROLINE
		LED TYPE	SMD



Product Code	EAN code	TUBE	T8
LN01-01200	8605036695767	WATT	2x40W
		LED TUBE TYPE	DUBLE SIDE
		VOLTAGE	85-265V
		FREQUENCY	50-60Hz
		MATERIAL	PC+AL
		BEAM ANGLE	120°
		MODEL	LINEARLINE
		LED TYPE	/



Product Code	EAN code	TUBE	T8
LT01-1201	8605036696580	WATT	1x36W
		LED TUBE TYPE	DUBLE SIDE
		VOLTAGE	85-265V
		FREQUENCY	50-60Hz
		MATERIAL	PC
		BEAM ANGLE	120°
		MODEL	FROLINE
		LED TYPE	SMD



WATERPROOF


LED Outdoor Lighting

WATERPROOF LIGHTING


The waterproof lighting line has been upgraded to feature a new system for easier installation in all applications that require waterproof lighting. The wide dispersal of light allows for extremely effective lighting, and the LED technology allows for massive gains in cost-efficiency.




Product Code	EAN code	TUBE	T8
LT01-1501	8605036696597	WATT	1x58W
		LED TUBE TYPE	DUBLE SIDE
		VOLTAGE	85-265V
		FREQUENCY	50-60Hz
		MATERIAL	PC
		BEAM ANGLE	120°
		MODEL	FROLINE
		LED TYPE	SMD



Product Code	EAN code	TUBE	T8
LT01-6000	8605036696009	WATT	2x18W
		LED TUBE TYPE	DUBLE SIDE
		VOLTAGE	85-265V
		FREQUENCY	50-60Hz
		MATERIAL	PC
		BEAM ANGLE	120°
		MODEL	FROLINE
		LED TYPE	SMD



Product Code	EAN code	TUBE	T8
LT01-1200	8605036696016	WATT	2x36W
		LED TUBE TYPE	DUBLE SIDE
		VOLTAGE	85-265V
		FREQUENCY	50-60Hz
		MATERIAL	PC
		BEAM ANGLE	120°
		MODEL	FROLINE
		LED TYPE	SMD



LED WATERPROOF

The waterproof lighting line has been upgraded to feature a new system for easier installation in all applications that require waterproof lighting. The wide dispersal of light allows for extremely effective lighting, and the LED technology allows for massive gains in cost-efficiency.



For more information visit
www.lambario.com



CCT	Product Code	EAN code	WATT
• 4000K	LT02-00610	8605036694166	18W
• 6500K	LT02-00630	8605036659776	

LUMINOUS FLUX 1440Lm
 VOLTAGE 220-240V
 FREQUENCY 50-60Hz
 MATERIAL PC
 BEAM ANGLE 110°
 MODEL ECOLINE
 WORK TEMP ta=40°C



CCT	Product Code	EAN code	WATT
• 4000K	LT02-01210	8605036694173	36W
• 6500K	LT02-01230	8605036659783	

LUMINOUS FLUX 2880Lm
 VOLTAGE 220-240V
 FREQUENCY 50-60Hz
 MATERIAL PC
 BEAM ANGLE 110°
 MODEL ECOLINE
 WORK TEMP ta=40°C



CCT	Product Code	EAN code	WATT
• 4000K	LT02-01510	8605036694180	48W
• 6500K	LT02-01530	8605036694197	

LUMINOUS FLUX 3840Lm
 VOLTAGE 220-240V
 FREQUENCY 50-60Hz
 MATERIAL PC
 BEAM ANGLE 110°
 MODEL ECOLINE
 WORK TEMP ta=40°C



CCT	Product Code	EAN code	WATT
• 4000K	LT05-00610	8605036610593	18W
• 6500K	LT05-00630	8605036610609	

LUMINOUS FLUX 2000Lm
 VOLTAGE 220-240V
 FREQUENCY 50-60Hz
 MATERIAL PC
 BEAM ANGLE 110°
 MODEL LINKABLE
 WORK TEMP ta=40°C




CCT	Product Code	EAN code	WATT
• 4000K	LT05-01210	8605036610616	36W
• 6500K	LT05-01230	8605036610623	

LUMINOUS FLUX 4100Lm
 VOLTAGE 220-240V
 FREQUENCY 50-60Hz
 MATERIAL PC
 BEAM ANGLE 110°
 MODEL LINKABLE
 WORK TEMP ta=40°C



CCT	Product Code	EAN code	WATT 48W
• 4000K	LT05-01510	8605036610630	LUMINOUS FLUX 5600Lm
• 6500K	LT05-01530	8605036610647	VOLTAGE 220-240V
			FREQUENCY 50-60Hz
			MATERIAL PC
			BEAM ANGLE 110°
			MODEL LINKABLE
			WORK TEMP ta=40°C

E 

3 years WARRANTY **30000 hours** **110°** **IP65**




CCT	Product Code	EAN code	WATT 18W
• 4000K	LT10-06010	8605036696672	LUMINOUS FLUX 2600Lm
• 6500K	LT10-06030	8605036696689	VOLTAGE 220-240V
			FREQUENCY 50-60Hz
			MATERIAL PC
			BEAM ANGLE 120°
			MODEL POFLINE
			WORK TEMP ta=40°C

D 

3 years WARRANTY **30000 hours** **120°** **IP65**



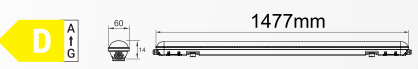
CCT	Product Code	EAN code	WATT 36W
• 4000K	LT10-01210	8605036696696	LUMINOUS FLUX 5400Lm
• 6500K	LT10-01230	8605036696702	VOLTAGE 220-240V
			FREQUENCY 50-60Hz
			MATERIAL PC
			BEAM ANGLE 120°
			MODEL POFLINE
			WORK TEMP ta=40°C

D 

3 years WARRANTY **30000 hours** **120°** **IP65**



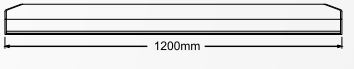
CCT	Product Code	EAN code	WATT 48W
• 4000K	LT10-01510	8605036696719	LUMINOUS FLUX 7100Lm
• 6500K	LT10-01530	8605036696726	VOLTAGE 220-240V
			FREQUENCY 50-60Hz
			MATERIAL PC
			BEAM ANGLE 120°
			MODEL POFLINE
			WORK TEMP ta=40°C

D 

3 years WARRANTY **30000 hours** **120°** **IP65**



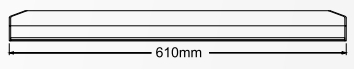
CCT	Product Code	EAN code	WATT 64W
• 4000K	LN17-06410	8605036694609	LUMINOUS FLUX 5120Lm
			VOLTAGE 185-265V
			FREQUENCY 50-60Hz
			MATERIAL PC+AL
			BEAM ANGLE 120°
			MODEL PROLINE
			LED TYPE SMD
			WORK TEMP ta=40°C



2 years WARRANTY **30000 hours** **120°** **IP20**



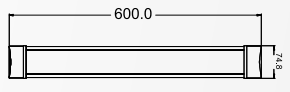
CCT	Product Code	EAN code	WATT 20W
• 3000K	LN20-00600	8605036695583	LUMINOUS FLUX 1600Lm
• 4200K	LN20-00610	8605036695590	VOLTAGE 185-265V
• 6400K	LN20-00630	8605036695606	FREQUENCY 50-60Hz
			MATERIAL PC
			BEAM ANGLE 120°
			MODEL PROLINE-P
			LED TYPE SMD
			WORK TEMP ta=40°C



2 years WARRANTY **30000 hours** **120°** **IP20**



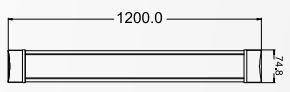
CCT	Product Code	EAN code	WATT 18W
• 3000K	LN21-00600	8605036610258	LUMINOUS FLUX 1850Lm
• 4000K	LN21-00610	8605036610265	VOLTAGE 220-240V
• 6500K	LN21-00630	8605036610272	FREQUENCY 50-60Hz
			MATERIAL PC
			BEAM ANGLE 120°
			MODEL PROLINE-P
			LED TYPE SMD
			WORK TEMP ta=40°C

F 

2 years WARRANTY **30000 hours** **120°** **IP20**



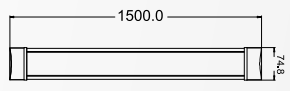
CCT	Product Code	EAN code	WATT 36W
• 3000K	LN21-01200	8605036610289	LUMINOUS FLUX 3850Lm
• 4000K	LN21-01210	8605036610296	VOLTAGE 220-240V
• 6500K	LN21-01230	8605036610302	FREQUENCY 50-60Hz
			MATERIAL PC
			BEAM ANGLE 120°
			MODEL PROLINE-P
			LED TYPE SMD
			WORK TEMP ta=40°C

F 

2 years WARRANTY **30000 hours** **120°** **IP20**



CCT	Product Code	EAN code	WATT 45W
• 3000K	LN21-01500	8605036610319	LUMINOUS FLUX 4850Lm
• 4000K	LN21-01510	8605036610326	VOLTAGE 220-240V
• 6500K	LN21-01530	8605036610302	FREQUENCY 50-60Hz
			MATERIAL PC
			BEAM ANGLE 120°
			MODEL PROLINE-P
			LED TYPE SMD
			WORK TEMP ta=40°C

F 

2 years WARRANTY **30000 hours** **120°** **IP20**



CCT	Product Code	EAN code	WATT 40W
• 3000K	LN22-01200	8605036611194	LUMINOUS FLUX 3420Lm
• 4000K	LN22-01210	8605036611200	VOLTAGE 220-240V
• 6500K	LN22-01230	8605036611217	FREQUENCY 50-60Hz
			MATERIAL AL+PC
			BEAM ANGLE 110°
			MODEL LINEARLINE-P
			WORK TEMP ta=40°C

F 

2 years WARRANTY **30000 hours** **110°** **IP20**



CCT	Product Code	EAN code	WATT
• 3000K	LN23-00600	8605036611255	3W
• 4000K	LN23-00610	8605036611262	
• 6400K	LN23-00630	8605036611279	

LUMINOUS FLUX 225Lm
VOLTAGE 220-240V
FREQUENCY 50-60Hz
MATERIAL AL+PC
BEAM ANGLE 110°
MODEL LINEARLINE-P
WORK TEMP ta=40°C

IP20



CCT	Product Code	EAN code	WATT
• 3000K	LN23-01200	8605036611286	4W
• 4000K	LN23-01210	8605036611293	
• 6400K	LN23-01230	8605036611309	

LUMINOUS FLUX 330Lm
VOLTAGE 220-240V
FREQUENCY 50-60Hz
MATERIAL AL+PC
BEAM ANGLE 110°
MODEL LINEARLINE-P
WORK TEMP ta=40°C

IP20



Product Code	EAN code	WATT /
LY50-48	8605036611224	BATTERY /
		DISCHARGER /
		BATTERY TYPE /
		FREQUENCY /
		MATERIAL /
		MODEL /
		LED TYPE /
		SERIES /

SUSPENDED ACCESSORY KIT

IP20



Product Code	EAN code	WATT /
LY50-49	8605036611231	BATTERY /
		DISCHARGER /
		BATTERY TYPE /
		FREQUENCY /
		MATERIAL /
		MODEL /
		LED TYPE /
		SERIES /

SUSPENDED ACCESSORY KIT

IP20



Product Code	EAN code	WATT /
LY50-50	8605036611248	BATTERY /
		DISCHARGER /
		BATTERY TYPE /
		FREQUENCY /
		MATERIAL /
		MODEL /
		LED TYPE /
		SERIES /

SUSPENDED ACCESSORY KIT

IP20

LED LINEAR LIGHTING

Linear Lighting is a very energy-efficient alternative to traditional linear fluorescent lighting solutions. It is applicable in a variety of scenarios, both industrial, commercial and residential. It's low cost of installation and almost negligible maintenance make it a perfect fit for almost all applications.





CCT	Product Code	EAN code	WATT 7W
• 4000K	LN10-00710	8605036694524	LUMINOUS FLUX 630Lm
• 6400K	LN10-00730	8605036694531	VOLTAGE 220-240V
			FREQUENCY 50-60Hz
			MATERIAL PC+AL
			BEAM ANGLE 110°
			MODEL LEDLINE
			WORK TEMP ta=40°C



CCT	Product Code	EAN code	WATT 11W
• 6400K	LN10-01130	8605036694562	LUMINOUS FLUX 980Lm
			VOLTAGE 220-240V
			FREQUENCY 50-60Hz
			MATERIAL PC+AL
			BEAM ANGLE 110°
			MODEL LEDLINE
			WORK TEMP ta=40°C



CCT	Product Code	EAN code	WATT 12W
• 4200K	LN10-01110	8605036694555	LUMINOUS FLUX 1100Lm
			VOLTAGE 220-240V
			FREQUENCY 50-60Hz
			MATERIAL PC+AL
			BEAM ANGLE 110°
			MODEL LEDLINE
			WORK TEMP ta=40°C



CCT	Product Code	EAN code	WATT 14W
• 4000K	LN10-01410	8605036694586	LUMINOUS FLUX 1300Lm
• 6400K	LN10-01430	8605036694593	VOLTAGE 220-240V
			FREQUENCY 50-60Hz
			MATERIAL PC+AL
			BEAM ANGLE 110°
			MODEL LEDLINE
			WORK TEMP ta=40°C

LED SENSOR LIGHTING

The motion-detection sensor equipped LED fixtures provide additional savings through intelligent toggling of lights, and time-period adjustments for the functionality of the devices



For more information visit
www.lambario.com





CCT	Product Code	EAN code	WATT
6500K	LH01-01030	8605036659912	12W

LUMINOUS FLUX 800Lm
 VOLTAGE 220-240V
 FREQUENCY 50-60Hz
 MATERIAL PC
 BEAM ANGLE 120°
 MODEL LAMBADOX
 WORK TEMP ta=40°C

IP20



CCT	Product Code	EAN code	WATT
3000K	LP14-32400	8605036615895	18W
4000K	LP14-32410	8605036615901	
6500K	LP14-32430	8605036615918	

LUMINOUS FLUX 1860Lm
 VOLTAGE 220-240V
 FREQUENCY 50-60Hz
 MATERIAL PC
 BEAM ANGLE 110°
 MODEL ECOSMART
 WORK TEMP ta=40°C

IP20



**MAGNETIC
TRACKLIGHT**

SLIM SERIES

For more information visit
www.lambario.com





CCT	Product Code	EAN code	WATT
• 3000K	MLL01-45	8605036615109	6W
			LUMINOUS FLUX 698Lm
			VOLTAGE 48V
			FREQUENCY 50-60Hz
			MATERIAL PC+AL
			BEAM ANGLE 100°
			LED TYPE SMD
			PRODUCT COLOR BLACK
			WORK TEMP ta=40°C

2 years WARRANTY 30000 hours 100° beam angle **IP20**



CCT	Product Code	EAN code	WATT
• 3000K	MLL01-46	8605036615116	12W
			LUMINOUS FLUX 1442Lm
			VOLTAGE 48V
			FREQUENCY 50-60Hz
			MATERIAL PC+AL
			BEAM ANGLE 100°
			LED TYPE SMD
			PRODUCT COLOR BLACK
			WORK TEMP ta=40°C

2 years WARRANTY 30000 hours 100° beam angle **IP20**



CCT	Product Code	EAN code	WATT
• 3000K	MLL01-47	8605036615123	6W
			LUMINOUS FLUX 713Lm
			VOLTAGE 48V
			FREQUENCY 50-60Hz
			MATERIAL PC+AL
			BEAM ANGLE 36°
			LED TYPE SMD
			PRODUCT COLOR BLACK
			WORK TEMP ta=40°C

2 years WARRANTY 30000 hours 36° beam angle **IP20**



CCT	Product Code	EAN code	WATT
• 3000K	MLL01-48	8605036615130	12W
			LUMINOUS FLUX 1470Lm
			VOLTAGE 48V
			FREQUENCY 50-60Hz
			MATERIAL PC+AL
			BEAM ANGLE 36°
			LED TYPE SMD
			PRODUCT COLOR BLACK
			WORK TEMP ta=40°C

2 years WARRANTY 30000 hours 36° beam angle **IP20**



CCT	Product Code	EAN code	WATT
• 3000K	MLL01-49	8605036615147	6W
			LUMINOUS FLUX 698Lm
			VOLTAGE 48V
			FREQUENCY 50-60Hz
			MATERIAL PC+AL
			BEAM ANGLE 50°
			LED TYPE SMD
			PRODUCT COLOR BLACK
			WORK TEMP ta=40°C

2 years WARRANTY 30000 hours 50° beam angle **IP20**



CCT	Product Code	EAN code	WATT
• 3000K	MLL01-50	8605036615154	12W
			LUMINOUS FLUX 1442Lm
			VOLTAGE 48V
			FREQUENCY 50-60Hz
			MATERIAL PC+AL
			BEAM ANGLE 50°
			LED TYPE SMD
			PRODUCT COLOR BLACK
			WORK TEMP ta=40°C

2 years WARRANTY 30000 hours 50° beam angle **IP20**



CCT	Product Code	EAN code	WATT
• 3000K	MLL01-51	8605036615161	5W
			LUMINOUS FLUX 511Lm
			VOLTAGE 48V
			FREQUENCY 50-60Hz
			MATERIAL PC+AL
			BEAM ANGLE 24°
			LED TYPE SMD
			PRODUCT COLOR BLACK
			WORK TEMP ta=40°C

2 years WARRANTY 30000 hours 24° beam angle **IP20**



CCT	Product Code	EAN code	WATT
• 3000K	MLL01-52	8605036615178	7W
			LUMINOUS FLUX 825Lm
			VOLTAGE 48V
			FREQUENCY 50-60Hz
			MATERIAL PC+AL
			BEAM ANGLE 24°
			LED TYPE SMD
			PRODUCT COLOR BLACK
			WORK TEMP ta=40°C

2 years WARRANTY 30000 hours 24° beam angle **IP20**



CCT	Product Code	EAN code	WATT
• 3000K	MLL01-53	8605036615185	12W
			LUMINOUS FLUX 1367Lm
			VOLTAGE 48V
			FREQUENCY 50-60Hz
			MATERIAL PC+AL
			BEAM ANGLE 24°
			LED TYPE SMD
			PRODUCT COLOR BLACK
			WORK TEMP ta=40°C

2 years WARRANTY 30000 hours 24° beam angle **IP20**



CCT	Product Code	EAN code	WATT
• 3000K	MLL01-54	8605036615192	15W
			LUMINOUS FLUX 1541Lm
			VOLTAGE 48V
			FREQUENCY 50-60Hz
			MATERIAL PC+AL
			BEAM ANGLE 24°
			LED TYPE SMD
			PRODUCT COLOR BLACK
			WORK TEMP ta=40°C

2 years WARRANTY 30000 hours 24° beam angle **IP20**

SLIM SERIES
MAGNETIC TRACKLIGHT



CCT	Product Code	EAN code	WATT		
• 3000K	MLL01-55	8605036615208	12W		
		LUMINOUS FLUX	1418Lm		
		VOLTAGE	48V		
		FREQUENCY	50-60Hz		
		MATERIAL	PC+AL		
		BEAM ANGLE	10°		
		LED TYPE	SMD		
		PRODUCT COLOR	BLACK		
		WORK TEMP	ta=40°C		



CCT	Product Code	EAN code	WATT		
• 3000K	MLL01-56	8605036615215	10W		
		LUMINOUS FLUX	1256Lm		
		VOLTAGE	48V		
		FREQUENCY	50-60Hz		
		MATERIAL	PC+AL		
		BEAM ANGLE	120°		
		LED TYPE	SMD		
		PRODUCT COLOR	BLACK		
		WORK TEMP	ta=40°C		



CCT	Product Code	EAN code	WATT		
• 3000K	MLL01-57	8605036615222	2x8W		
		LUMINOUS FLUX	1787Lm		
		VOLTAGE	48V		
		FREQUENCY	50-60Hz		
		MATERIAL	PC+AL		
		BEAM ANGLE	24°		
		LED TYPE	SMD		
		PRODUCT COLOR	BLACK		
		WORK TEMP	ta=40°C		



Product Code	EAN code	WATT
MAL01-46	8605036614959	/
LUMINOUS FLUX	/	
VOLTAGE	48V	
FREQUENCY	50-60Hz	
MATERIAL	PC+AL	
BEAM ANGLE	/	
TYPE	CONNECTOR-L	
PRODUCT COLOR	BLACK	
WORK TEMP	/	



Product Code	EAN code	WATT
MAL01-47	8605036614966	/
LUMINOUS FLUX	/	
VOLTAGE	48V	
FREQUENCY	50-60Hz	
MATERIAL	PC+AL	
BEAM ANGLE	/	
TYPE	CONNECTOR	
PRODUCT COLOR	BLACK	
WORK TEMP	/	



Product Code	EAN code	WATT
MAL01-48	8605036614973	/
LUMINOUS FLUX	/	
VOLTAGE	48V	
FREQUENCY	50-60Hz	
MATERIAL	PC+AL	
BEAM ANGLE	/	
TYPE	CONNECTOR	
PRODUCT COLOR	BLACK	
WORK TEMP	/	




Product Code	EAN code	WATT
MAL01-49	8605036614980	/
LUMINOUS FLUX	/	
VOLTAGE	48V	
FREQUENCY	50-60Hz	
MATERIAL	PC+AL	
BEAM ANGLE	/	
TYPE	CONNECTOR	
PRODUCT COLOR	BLACK	
WORK TEMP	/	



Product Code	EAN code	WATT
MAL01-50	8605036614997	/
LUMINOUS FLUX	/	
VOLTAGE	48V	
FREQUENCY	50-60Hz	
MATERIAL	PC+AL	
BEAM ANGLE	/	
TYPE	CONNECTOR	
PRODUCT COLOR	BLACK	
WORK TEMP	/	



Product Code	EAN code	WATT
MAL01-51	8605036615000	/
LUMINOUS FLUX	/	
VOLTAGE	48V	
FREQUENCY	50-60Hz	
MATERIAL	PC+AL	
BEAM ANGLE	/	
TYPE	CONNECTOR	
PRODUCT COLOR	BLACK	
WORK TEMP	/	



Product Code	EAN code	WATT /
MAL01-53	8605036615024	LUMINOUS FLUX /
		VOLTAGE 48V
		FREQUENCY 50-60Hz
		MATERIAL PC+AL
		BEAM ANGLE /
		TYPE RECESSED
		PRODUCT COLOR BLACK
		WORK TEMP /

2 years WARRANTY **IP20**



Product Code	EAN code	WATT /
MAL01-57	8605036615062	LUMINOUS FLUX /
		VOLTAGE 48V
		FREQUENCY 50-60Hz
		MATERIAL PC+AL
		BEAM ANGLE /
		TYPE CONECTOR
		PRODUCT COLOR BLACK
		WORK TEMP /

2 years WARRANTY **IP20**



Product Code	EAN code	WATT /
MAL01-52	8605036615017	LUMINOUS FLUX /
		VOLTAGE 48V
		FREQUENCY 50-60Hz
		MATERIAL PC+AL
		BEAM ANGLE /
		TYPE CORNER
		PRODUCT COLOR BLACK
		WORK TEMP /

2 years WARRANTY **IP20**



Product Code	EAN code	WATT /
MAL01-58	8605036615079	LUMINOUS FLUX /
		VOLTAGE 48V
		FREQUENCY 50-60Hz
		MATERIAL PC+AL
		BEAM ANGLE /
		TYPE CONECTOR
		PRODUCT COLOR BLACK
		WORK TEMP /

2 years WARRANTY **IP20**



Product Code	EAN code	WATT /
MAL01-54	8605036615031	LUMINOUS FLUX /
		VOLTAGE 48V
		FREQUENCY 50-60Hz
		MATERIAL PC+AL
		BEAM ANGLE /
		TYPE CONECTOR
		PRODUCT COLOR BLACK
		WORK TEMP /

2 years WARRANTY **IP20**



Product Code	EAN code	WATT /
MAL01-59	8605036615086	LUMINOUS FLUX /
		VOLTAGE 48V
		FREQUENCY 50-60Hz
		MATERIAL PC+AL
		BEAM ANGLE /
		TYPE POWER
		PRODUCT COLOR BLACK
		WORK TEMP /

2 years WARRANTY **IP20**



Product Code	EAN code	WATT /
MAL01-55	8605036615048	LUMINOUS FLUX /
		VOLTAGE 48V
		FREQUENCY 50-60Hz
		MATERIAL PC+AL
		BEAM ANGLE /
		TYPE CONECTOR
		PRODUCT COLOR BLACK
		WORK TEMP /

2 years WARRANTY **IP20**



Product Code	EAN code	WATT /
MAL01-60	8605036615093	LUMINOUS FLUX /
		VOLTAGE 48V
		FREQUENCY 50-60Hz
		MATERIAL PC+AL
		BEAM ANGLE /
		TYPE POWER
		PRODUCT COLOR BLACK
		WORK TEMP /

2 years WARRANTY **IP20**



Product Code	EAN code	WATT /
MAL01-56	8605036615055	LUMINOUS FLUX /
		VOLTAGE 48V
		FREQUENCY 50-60Hz
		MATERIAL PC+AL
		BEAM ANGLE /
		TYPE CONECTOR
		PRODUCT COLOR BLACK
		WORK TEMP /

2 years WARRANTY **IP20**



Product Code	EAN code	DIMENSIONS 1M
MAL01-42	8605036614911	SERIES SURFACE
		VOLTAGE 48V
		FREQUENCY 50-60Hz
		MATERIAL AL
		BEAM ANGLE /
		TYPE TRACK RAIL
		PRODUCT COLOR BLACK
		WORK TEMP /

2 years WARRANTY **IP20**



Product Code	EAN code	DIMENSIONS 2M
MAL01-43	8605036614928	SERIES SURFACE
		VOLTAGE 48V
		FREQUENCY 50-60Hz
		MATERIAL AL
		BEAM ANGLE /
		TYPE TRACK RAIL
		PRODUCT COLOR BLACK
		WORK TEMP /

2 years WARRANTY **IP20**



Product Code	EAN code	DIMENSIONS 1M
MAL01-44	8605036614935	SERIES RECESSED
		VOLTAGE 48V
		FREQUENCY 50-60Hz
		MATERIAL AL
		BEAM ANGLE /
		TYPE TRACK RAIL
		PRODUCT COLOR BLACK
		WORK TEMP /

2 years WARRANTY **IP20**



Product Code	EAN code	DIMENSIONS 2M
MAL01-45	8605036614942	SERIES RECESSED
		VOLTAGE 48V
		FREQUENCY 50-60Hz
		MATERIAL AL
		BEAM ANGLE /
		TYPE TRACK RAIL
		PRODUCT COLOR BLACK
		WORK TEMP /

2 years WARRANTY **IP20**



**MAGNETIC
TRACKLIGHT**

220V PRODUCTS

For more information visit
www.lambario.com





CCT	Product Code	EAN code	WATT
• 4000K	MLL01-31	8605036614614	10W
		LUMINOUS FLUX	970Lm
		VOLTAGE	180-240V
		FREQUENCY	50-60Hz
		MATERIAL	PC+AL
		BEAM ANGLE	24°
		LED TYPE	COB
		PRODUCT COLOR	BLACK
		WORK TEMP	ta=40°C
			IP20



CCT	Product Code	EAN code	WATT
• 4000K	MLL01-32	8605036614621	20W
		LUMINOUS FLUX	1871Lm
		VOLTAGE	180-240V
		FREQUENCY	50-60Hz
		MATERIAL	PC+AL
		BEAM ANGLE	24°
		LED TYPE	COB
		PRODUCT COLOR	BLACK
		WORK TEMP	ta=40°C
			IP20



CCT	Product Code	EAN code	WATT
• 4000K	MLL01-33	8605036614638	30W
		LUMINOUS FLUX	2682Lm
		VOLTAGE	180-240V
		FREQUENCY	50-60Hz
		MATERIAL	PC+AL
		BEAM ANGLE	24°
		LED TYPE	COB
		PRODUCT COLOR	BLACK
		WORK TEMP	ta=40°C
			IP20



CCT	Product Code	EAN code	WATT
• 4000K	MLL01-34	8605036614645	5W
		LUMINOUS FLUX	447Lm
		VOLTAGE	180-240V
		FREQUENCY	50-60Hz
		MATERIAL	PC+AL
		BEAM ANGLE	24°
		LED TYPE	COB
		PRODUCT COLOR	BLACK
		WORK TEMP	ta=40°C
			IP20



CCT	Product Code	EAN code	WATT
• 4000K	MLL01-35	8605036614652	10W
		LUMINOUS FLUX	970Lm
		VOLTAGE	180-240V
		FREQUENCY	50-60Hz
		MATERIAL	PC+AL
		BEAM ANGLE	24°
		LED TYPE	COB
		PRODUCT COLOR	BLACK
		WORK TEMP	ta=40°C
			IP20

220V PRODUCTS

MAGNETIC TRACKLIGHT



CCT	Product Code	EAN code	WATT
• 4000K	MLL01-36	8605036614669	15W
		LUMINOUS FLUX	1385Lm
		VOLTAGE	180-240V
		FREQUENCY	50-60Hz
		MATERIAL	PC+AL
		BEAM ANGLE	24°
		LED TYPE	COB
		PRODUCT COLOR	BLACK
		WORK TEMP	ta=40°C
			IP20



CCT	Product Code	EAN code	WATT
• 4000K	MLL01-42	8605036614720	10W
		LUMINOUS FLUX	970Lm
		VOLTAGE	180-240V
		FREQUENCY	50-60Hz
		MATERIAL	PC+AL
		BEAM ANGLE	60-10°
		LED TYPE	COB
		PRODUCT COLOR	BLACK
		WORK TEMP	ta=40°C
			IP20



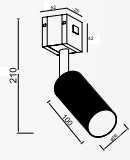
CCT	Product Code	EAN code	WATT
• 4000K	MLL01-43	8605036614737	20W
		LUMINOUS FLUX	1871Lm
		VOLTAGE	180-240V
		FREQUENCY	50-60Hz
		MATERIAL	PC+AL
		BEAM ANGLE	60-10°
		LED TYPE	COB
		PRODUCT COLOR	BLACK
		WORK TEMP	ta=40°C
			IP20



CCT	Product Code	EAN code	WATT
• 4000K	MLL01-44	8605036614744	30W
		LUMINOUS FLUX	2682Lm
		VOLTAGE	180-240V
		FREQUENCY	50-60Hz
		MATERIAL	PC+AL
		BEAM ANGLE	60-10°
		LED TYPE	COB
		PRODUCT COLOR	BLACK
		WORK TEMP	ta=40°C
			IP20



COLOR BLACK	Product Code MLL01-58	EAN code 8605036615482	SOCKET 1xGU10 WATT MAX 35W VOLTAGE 180-240V FREQUENCY 50-60Hz MATERIAL AL+ABS BEAM ANGLE 30° LED TYPE TRACKLIGHT WORK TEMP ta=40°C
-----------------------	--	----------------------------------	---



5 years WARRANTY 30000 hours 30° beam angle **IP20**



COLOR WHITE	Product Code MLL01-59	EAN code 8605036615499	SOCKET 1xGU10 WATT MAX 35W VOLTAGE 180-240V FREQUENCY 50-60Hz MATERIAL AL+ABS BEAM ANGLE 30° LED TYPE TRACKLIGHT WORK TEMP ta=40°C
-----------------------	--	----------------------------------	---



5 years WARRANTY 30000 hours 30° beam angle **IP20**



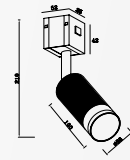
COLOR CHROME	Product Code MLL01-60	EAN code 8605036615505	SOCKET 1xGU10 WATT MAX 35W VOLTAGE 180-240V FREQUENCY 50-60Hz MATERIAL AL+ABS BEAM ANGLE 30° LED TYPE TRACKLIGHT WORK TEMP ta=40°C
------------------------	--	----------------------------------	---



5 years WARRANTY 30000 hours 30° beam angle **IP20**



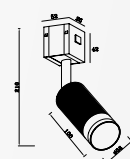
COLOR BLACK	Product Code MLL01-64	EAN code 8605036615543	SOCKET 1xGU10 WATT MAX 35W VOLTAGE 180-240V FREQUENCY 50-60Hz MATERIAL AL+ABS BEAM ANGLE 30° LED TYPE TRACKLIGHT WORK TEMP ta=40°C
-----------------------	--	----------------------------------	---



5 years WARRANTY 30000 hours 30° beam angle **IP20**



COLOR WHITE	Product Code MLL01-65	EAN code 8605036615550	SOCKET 1xGU10 WATT MAX 35W VOLTAGE 180-240V FREQUENCY 50-60Hz MATERIAL AL+ABS BEAM ANGLE 30° LED TYPE TRACKLIGHT WORK TEMP ta=40°C
-----------------------	--	----------------------------------	---



5 years WARRANTY 30000 hours 30° beam angle **IP20**



COLOR CHROME	Product Code MLL01-66	EAN code 8605036615567	SOCKET 1xGU10 WATT MAX 35W VOLTAGE 180-240V FREQUENCY 50-60Hz MATERIAL AL+ABS BEAM ANGLE 30° LED TYPE TRACKLIGHT WORK TEMP ta=40°C
------------------------	--	----------------------------------	---



5 years WARRANTY 30000 hours 30° beam angle **IP20**



COLOR BLACK	Product Code MLL01-70	EAN code 8605036615604	SOCKET 1xGU10 WATT MAX 35W VOLTAGE 180-240V FREQUENCY 50-60Hz MATERIAL AL+ABS BEAM ANGLE 30° LED TYPE TRACKLIGHT WORK TEMP ta=40°C
-----------------------	--	----------------------------------	---



5 years WARRANTY 30000 hours 30° beam angle **IP20**



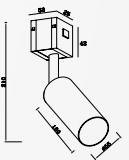
COLOR WHITE	Product Code MLL01-71	EAN code 8605036615611	SOCKET 1xGU10 WATT MAX 35W VOLTAGE 180-240V FREQUENCY 50-60Hz MATERIAL AL+ABS BEAM ANGLE 30° LED TYPE TRACKLIGHT WORK TEMP ta=40°C
-----------------------	--	----------------------------------	---



5 years WARRANTY 30000 hours 30° beam angle **IP20**



COLOR CHROME	Product Code MLL01-72	EAN code 8605036615628	SOCKET 1xGU10 WATT MAX 35W VOLTAGE 180-240V FREQUENCY 50-60Hz MATERIAL AL+ABS BEAM ANGLE 30° LED TYPE TRACKLIGHT WORK TEMP ta=40°C
------------------------	--	----------------------------------	---



5 years WARRANTY 30000 hours 30° beam angle **IP20**



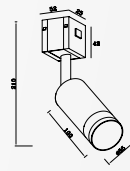
COLOR BLACK	Product Code MLL01-76	EAN code 8605036615666	SOCKET 1xGU10 WATT MAX 35W VOLTAGE 180-240V FREQUENCY 50-60Hz MATERIAL AL+ABS BEAM ANGLE 30° LED TYPE TRACKLIGHT WORK TEMP ta=40°C
-----------------------	--	----------------------------------	---



5 years WARRANTY 30000 hours 30° beam angle **IP20**



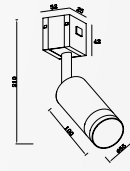
COLOR WHITE	Product Code MLL01-77	EAN code 8605036615673	SOCKET 1xGU10 WATT MAX 35W VOLTAGE 180-240V FREQUENCY 50-60Hz MATERIAL AL+ABS BEAM ANGLE 30° LED TYPE TRACKLIGHT WORK TEMP ta=40°C
-----------------------	---------------------------------	----------------------------------	---



5 years WARRANTY 30000 hours 30° beam angle **IP20**



COLOR CHROME	Product Code MLL01-78	EAN code 8605036615680	SOCKET 1xGU10 WATT MAX 35W VOLTAGE 180-240V FREQUENCY 50-60Hz MATERIAL AL+ABS BEAM ANGLE 30° LED TYPE TRACKLIGHT WORK TEMP ta=40°C
------------------------	---------------------------------	----------------------------------	---



5 years WARRANTY 30000 hours 30° beam angle **IP20**

220V PRODUCTS

MAGNETIC TRACKLIGHT



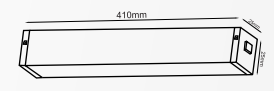
CCT • 4000K	Product Code MLL01-25	EAN code 8605036614553	WATT 9W LUMINOUS FLUX 890Lm VOLTAGE 180-240V FREQUENCY 50-60Hz MATERIAL PC+AL BEAM ANGLE 120° LED TYPE MAGNETIC PRODUCT COLOR BLACK WORK TEMP ta=40°C
-----------------------	---------------------------------	----------------------------------	--



2 years WARRANTY 30000 hours 120° beam angle **IP20**



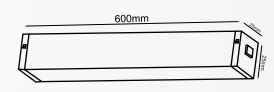
CCT • 4000K	Product Code MLL01-26	EAN code 8605036614560	WATT 18W LUMINOUS FLUX 1809Lm VOLTAGE 180-240V FREQUENCY 50-60Hz MATERIAL PC+AL BEAM ANGLE 120° LED TYPE MAGNETIC PRODUCT COLOR BLACK WORK TEMP ta=40°C
-----------------------	---------------------------------	----------------------------------	--



2 years WARRANTY 30000 hours 120° beam angle **IP20**



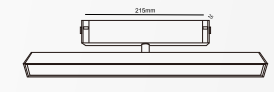
CCT • 4000K	Product Code MLL01-27	EAN code 8605036614577	WATT 27W LUMINOUS FLUX 2794Lm VOLTAGE 180-240V FREQUENCY 50-60Hz MATERIAL PC+AL BEAM ANGLE 120° LED TYPE MAGNETIC PRODUCT COLOR BLACK WORK TEMP ta=40°C
-----------------------	---------------------------------	----------------------------------	--



2 years WARRANTY 30000 hours 120° beam angle **IP20**



CCT • 4000K	Product Code MLL01-37	EAN code 8605036614676	WATT 12W LUMINOUS FLUX 1223Lm VOLTAGE 180-240V FREQUENCY 50-60Hz MATERIAL PC+AL BEAM ANGLE 120° LED TYPE MAGNETIC PRODUCT COLOR BLACK WORK TEMP ta=40°C
-----------------------	---------------------------------	----------------------------------	--



2 years WARRANTY 30000 hours 120° beam angle **IP20**



CCT • 4000K	Product Code MLL01-39	EAN code 8605036614690	WATT 24W LUMINOUS FLUX 2448Lm VOLTAGE 180-240V FREQUENCY 50-60Hz MATERIAL PC+AL BEAM ANGLE 120° LED TYPE MAGNETIC PRODUCT COLOR BLACK WORK TEMP ta=40°C
-----------------------	---------------------------------	----------------------------------	--



2 years WARRANTY 30000 hours 120° beam angle **IP20**



CCT	Product Code	EAN code	WATT		
• 4000K	MLL01-28	8605036614584	12W		
		LUMINOUS FLUX	1223Lm		
		VOLTAGE	180-240V		
		FREQUENCY	50-60Hz		
		MATERIAL	PC+AL		
		BEAM ANGLE	24°		
		LED TYPE	MAGNETIC		
		PRODUCT COLOR	BLACK		
		WORK TEMP	ta=40°C		



CCT	Product Code	EAN code	WATT		
• 4000K	MLL01-29	8605036614591	18W		
		LUMINOUS FLUX	1881Lm		
		VOLTAGE	180-240V		
		FREQUENCY	50-60Hz		
		MATERIAL	PC+AL		
		BEAM ANGLE	24°		
		LED TYPE	MAGNETIC		
		PRODUCT COLOR	BLACK		
		WORK TEMP	ta=40°C		




CCT	Product Code	EAN code	WATT		
• 4000K	MLL01-30	8605036614607	24W		
		LUMINOUS FLUX	2448Lm		
		VOLTAGE	180-240V		
		FREQUENCY	50-60Hz		
		MATERIAL	PC+AL		
		BEAM ANGLE	24°		
		LED TYPE	MAGNETIC		
		PRODUCT COLOR	BLACK		
		WORK TEMP	ta=40°C		



CCT	Product Code	EAN code	WATT		
• 4000K	MLL01-38	8605036614683	12W		
		LUMINOUS FLUX	1223Lm		
		VOLTAGE	180-240V		
		FREQUENCY	50-60Hz		
		MATERIAL	PC+AL		
		BEAM ANGLE	24°		
		LED TYPE	MAGNETIC		
		PRODUCT COLOR	BLACK		
		WORK TEMP	ta=40°C		



CCT	Product Code	EAN code	WATT		
• 4000K	MLL01-40	8605036614706	24W		
		LUMINOUS FLUX	2448Lm		
		VOLTAGE	180-240V		
		FREQUENCY	50-60Hz		
		MATERIAL	PC+AL		
		BEAM ANGLE	24°		
		LED TYPE	MAGNETIC		
		PRODUCT COLOR	BLACK		
		WORK TEMP	ta=40°C		



CCT	Product Code	EAN code	WATT		
• 4000K	MLL01-41	8605036614713	10W		
		LUMINOUS FLUX	970Lm		
		VOLTAGE	180-240V		
		FREQUENCY	50-60Hz		
		MATERIAL	PC+AL		
		BEAM ANGLE	24°		
		LED TYPE	MAGNETIC		
		PRODUCT COLOR	BLACK		
		WORK TEMP	ta=40°C		



COLOR	Product Code	EAN code	SOCKET		
BLACK	MLL01-61	8605036615512	1xGU10		
		WATT MAX	35W		
		VOLTAGE	180-240V		
		FREQUENCY	50-60Hz		
		MATERIAL	AL+ABS		
		BEAM ANGLE	30°		
		LED TYPE	TRACKLIGHT		
		WORK TEMP	ta=40°C		



COLOR	Product Code	EAN code	SOCKET		
WHITE	MLL01-62	8605036615529	1xGU10		
		WATT MAX	35W		
		VOLTAGE	180-240V		
		FREQUENCY	50-60Hz		
		MATERIAL	AL+ABS		
		BEAM ANGLE	30°		
		LED TYPE	TRACKLIGHT		
		WORK TEMP	ta=40°C		



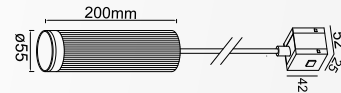
COLOR	Product Code	EAN code	SOCKET		
CHROME	MLL01-63	8605036615536	1xGU10		
		WATT MAX	35W		
		VOLTAGE	180-240V		
		FREQUENCY	50-60Hz		
		MATERIAL	AL+ABS		
		BEAM ANGLE	30°		
		LED TYPE	TRACKLIGHT		
		WORK TEMP	ta=40°C		



COLOR	Product Code	EAN code	SOCKET		
BLACK	MLL01-67	8605036615574	1xGU10		
		WATT MAX	35W		
		VOLTAGE	180-240V		
		FREQUENCY	50-60Hz		
		MATERIAL	AL+ABS		
		BEAM ANGLE	30°		
		LED TYPE	TRACKLIGHT		
		WORK TEMP	ta=40°C		



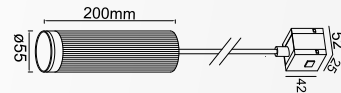
COLOR	Product Code	EAN code	SOCKET
WHITE	MLL01-68	8605036615581	1xGU10
			WATT MAX 35W
			VOLTAGE 180-240V
			FREQUENCY 50-60Hz
			MATERIAL AL+ABS
			BEAM ANGLE 30°
			LED TYPE TRACKLIGHT
			WORK TEMP ta=40°C



5 years WARRANTY 30000 hours 30° beam angle **IP20**



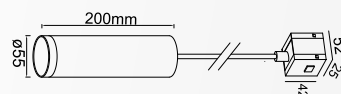
COLOR	Product Code	EAN code	SOCKET
CHROME	MLL01-69	8605036615598	1xGU10
			WATT MAX 35W
			VOLTAGE 180-240V
			FREQUENCY 50-60Hz
			MATERIAL AL+ABS
			BEAM ANGLE 30°
			LED TYPE TRACKLIGHT
			WORK TEMP ta=40°C



5 years WARRANTY 30000 hours 30° beam angle **IP20**



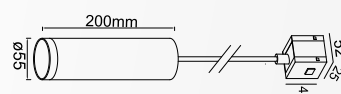
COLOR	Product Code	EAN code	SOCKET
BLACK	MLL01-73	8605036615635	1xGU10
			WATT MAX 35W
			VOLTAGE 180-240V
			FREQUENCY 50-60Hz
			MATERIAL AL+ABS
			BEAM ANGLE 30°
			LED TYPE TRACKLIGHT
			WORK TEMP ta=40°C



5 years WARRANTY 30000 hours 30° beam angle **IP20**



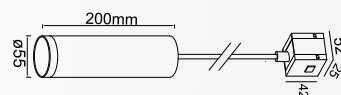
COLOR	Product Code	EAN code	SOCKET
WHITE	MLL01-74	8605036615642	1xGU10
			WATT MAX 35W
			VOLTAGE 180-240V
			FREQUENCY 50-60Hz
			MATERIAL AL+ABS
			BEAM ANGLE 30°
			LED TYPE TRACKLIGHT
			WORK TEMP ta=40°C



5 years WARRANTY 30000 hours 30° beam angle **IP20**



COLOR	Product Code	EAN code	SOCKET
CHROME	MLL01-75	8605036615659	1xGU10
			WATT MAX 35W
			VOLTAGE 180-240V
			FREQUENCY 50-60Hz
			MATERIAL AL+ABS
			BEAM ANGLE 30°
			LED TYPE TRACKLIGHT
			WORK TEMP ta=40°C



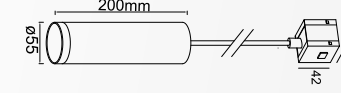
5 years WARRANTY 30000 hours 30° beam angle **IP20**

220V PRODUCTS

MAGNETIC TRACKLIGHT



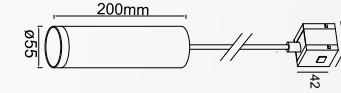
COLOR	Product Code	EAN code	SOCKET
BLACK	MLL01-79	8605036615697	1xGU10
			WATT MAX 35W
			VOLTAGE 180-240V
			FREQUENCY 50-60Hz
			MATERIAL AL+ABS
			BEAM ANGLE 30°
			LED TYPE TRACKLIGHT
			WORK TEMP ta=40°C



5 years WARRANTY 30000 hours 30° beam angle **IP20**



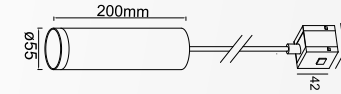
COLOR	Product Code	EAN code	SOCKET
WHITE	MLL01-80	8605036615703	1xGU10
			WATT MAX 35W
			VOLTAGE 180-240V
			FREQUENCY 50-60Hz
			MATERIAL AL+ABS
			BEAM ANGLE 30°
			LED TYPE TRACKLIGHT
			WORK TEMP ta=40°C



5 years WARRANTY 30000 hours 30° beam angle **IP20**



COLOR	Product Code	EAN code	SOCKET
CHROME	MLL01-81	8605036615710	1xGU10
			WATT MAX 35W
			VOLTAGE 180-240V
			FREQUENCY 50-60Hz
			MATERIAL AL+ABS
			BEAM ANGLE 30°
			LED TYPE TRACKLIGHT
			WORK TEMP ta=40°C



5 years WARRANTY 30000 hours 30° beam angle **IP20**




Product Code **MAL01-26** EAN code 8605036614751
 DIMENSIONS 1M
 SERIES SURFACE
 VOLTAGE 180-240V
 FREQUENCY 50-60Hz
 MATERIAL AL
 BEAM ANGLE /
 TYPE TRACK RAIL
 PRODUCT COLOR BLACK
 WORK TEMP /

2 years WARRANTY **IP20**



Product Code **MAL01-27** EAN code 8605036614768
 DIMENSIONS 2M
 SERIES SURFACE
 VOLTAGE 180-240V
 FREQUENCY 50-60Hz
 MATERIAL AL
 BEAM ANGLE /
 TYPE TRACK RAIL
 PRODUCT COLOR BLACK
 WORK TEMP /

2 years WARRANTY **IP20**



Product Code **MAL01-28** EAN code 8605036614775
 DIMENSIONS 1M
 SERIES RECESSED
 VOLTAGE 180-240V
 FREQUENCY 50-60Hz
 MATERIAL AL
 BEAM ANGLE /
 TYPE TRACK RAIL
 PRODUCT COLOR BLACK
 WORK TEMP /

2 years WARRANTY **IP20**



Product Code **MAL01-29** EAN code 8605036614782
 DIMENSIONS 2M
 SERIES RECESSED
 VOLTAGE 180-240V
 FREQUENCY 50-60Hz
 MATERIAL AL
 BEAM ANGLE /
 TYPE TRACK RAIL
 PRODUCT COLOR BLACK
 WORK TEMP /

2 years WARRANTY **IP20**



Product Code **MAL01-30** EAN code 8605036614799
 DIMENSIONS 1M
 SERIES RECESSED
 VOLTAGE 180-240V
 FREQUENCY 50-60Hz
 MATERIAL AL
 BEAM ANGLE /
 TYPE TRACK RAIL
 PRODUCT COLOR BLACK
 WORK TEMP /

2 years WARRANTY **IP20**



Product Code **MAL01-31** EAN code 8605036614805
 DIMENSIONS 2M
 SERIES RECESSED
 VOLTAGE 180-240V
 FREQUENCY 50-60Hz
 MATERIAL AL
 BEAM ANGLE /
 TYPE TRACK RAIL
 PRODUCT COLOR BLACK
 WORK TEMP /

2 years WARRANTY **IP20**



Product Code **MAL01-32** EAN code 8605036614812
 DIMENSIONS 1M
 SERIES RECESSED
 VOLTAGE 180-240V
 FREQUENCY 50-60Hz
 MATERIAL AL
 BEAM ANGLE /
 TYPE TRACK RAIL
 PRODUCT COLOR BLACK
 WORK TEMP /

2 years WARRANTY **IP20**



Product Code **MAL01-33** EAN code 8605036614829
 DIMENSIONS 2M
 SERIES RECESSED
 VOLTAGE 180-240V
 FREQUENCY 50-60Hz
 MATERIAL AL
 BEAM ANGLE /
 TYPE TRACK RAIL
 PRODUCT COLOR BLACK
 WORK TEMP /

2 years WARRANTY **IP20**



Product Code **MAL01-34** EAN code 8605036614836
 DIMENSIONS /
 SERIES /
 VOLTAGE 180-240V
 FREQUENCY 50-60Hz
 MATERIAL AL
 BEAM ANGLE /
 TYPE CONECTOR
 PRODUCT COLOR BLACK
 WORK TEMP /

2 years WARRANTY **IP20**




Product Code **MAL01-35** EAN code 8605036614843
 DIMENSIONS /
 SERIES /
 VOLTAGE 180-240V
 FREQUENCY 50-60Hz
 MATERIAL AL
 BEAM ANGLE /
 TYPE CONECTOR
 PRODUCT COLOR BLACK
 WORK TEMP /

2 years WARRANTY **IP20**



Product Code	EAN code	DIMENSIONS /
MAL01-36	8605036614850	SERIES SURFACE
		VOLTAGE 180-240V
		FREQUENCY 50-60Hz
		MATERIAL AL
		BEAM ANGLE /
		TYPE CORNER
		PRODUCT COLOR BLACK
		WORK TEMP /

2 years WARRANTY **IP20**



Product Code	EAN code	DIMENSIONS /
MAL01-41	8605036614904	SERIES RECESSED
		VOLTAGE 180-240V
		FREQUENCY 50-60Hz
		MATERIAL AL
		BEAM ANGLE /
		TYPE CORNER
		PRODUCT COLOR BLACK
		WORK TEMP /

2 years WARRANTY **IP20**



Product Code	EAN code	DIMENSIONS /
MAL01-37	8605036614867	SERIES /
		VOLTAGE 180-240V
		FREQUENCY 50-60Hz
		MATERIAL AL
		BEAM ANGLE /
		TYPE CONECTOR
		PRODUCT COLOR BLACK
		WORK TEMP /

2 years WARRANTY **IP20**



Product Code	EAN code	DIMENSIONS /
MAL01-38	8605036614874	SERIES /
		VOLTAGE 180-240V
		FREQUENCY 50-60Hz
		MATERIAL AL
		BEAM ANGLE /
		TYPE CONCEALED
		PRODUCT COLOR BLACK
		WORK TEMP /

2 years WARRANTY **IP20**



Product Code	EAN code	DIMENSIONS /
MAL01-39	8605036614881	SERIES /
		VOLTAGE 180-240V
		FREQUENCY 50-60Hz
		MATERIAL AL
		BEAM ANGLE /
		TYPE PENDANTCHAIN
		PRODUCT COLOR BLACK
		WORK TEMP /

2 years WARRANTY **IP20**



Product Code	EAN code	DIMENSIONS /
MAL01-40	8605036614898	SERIES SURFACE
		VOLTAGE 180-240V
		FREQUENCY 50-60Hz
		MATERIAL AL
		BEAM ANGLE /
		TYPE CORNER
		PRODUCT COLOR BLACK
		WORK TEMP /


2 years WARRANTY **IP20**



MAGNETIC
TRACKLIGHT

48V PRODUCTS

For more information visit
www.lambario.com



CCT • 3000K	Product Code MLL01-01	EAN code 8605036611644	WATT 10W LUMINOUS FLUX 537Lm VOLTAGE 48V FREQUENCY 50-60Hz MATERIAL PC+AL BEAM ANGLE 120° LED TYPE MAGNETIC PRODUCT COLOR BLACK WORK TEMP ta=40°C
			IP20



CCT • 3000K	Product Code MLL01-02	EAN code 8605036611651	WATT 20W LUMINOUS FLUX 1129Lm VOLTAGE 48V FREQUENCY 50-60Hz MATERIAL PC+AL BEAM ANGLE 120° LED TYPE MAGNETIC PRODUCT COLOR BLACK WORK TEMP ta=40°C
			IP20



CCT • 3000K	Product Code MLL01-03	EAN code 8605036611668	WATT 36W LUMINOUS FLUX 1614Lm VOLTAGE 48V FREQUENCY 50-60Hz MATERIAL PC+AL BEAM ANGLE 120° LED TYPE MAGNETIC PRODUCT COLOR BLACK WORK TEMP ta=40°C
			IP20



CCT • 3000K	Product Code MLL01-04	EAN code 8605036611675	WATT 40W LUMINOUS FLUX 2415Lm VOLTAGE 48V FREQUENCY 50-60Hz MATERIAL PC+AL BEAM ANGLE 120° LED TYPE MAGNETIC PRODUCT COLOR BLACK WORK TEMP ta=40°C
			IP20



CCT • 3000K	Product Code MLL01-05	EAN code 8605036611682	WATT 6W LUMINOUS FLUX 494Lm VOLTAGE 48V FREQUENCY 50-60Hz MATERIAL PC+AL BEAM ANGLE 120° LED TYPE MAGNETIC PRODUCT COLOR BLACK WORK TEMP ta=40°C
			IP20

Technical information above may have tolerance +10%.For final update information please visit website



CCT	Product Code	EAN code	WATT
• 3000K	MLL01-06	8605036611699	12W
		LUMINOUS FLUX	970Lm
		VOLTAGE	48V
		FREQUENCY	50-60Hz
		MATERIAL	PC+AL
		BEAM ANGLE	120°
		LED TYPE	MAGNETIC
		PRODUCT COLOR	BLACK
WORK TEMP	ta=40°C		



CCT	Product Code	EAN code	WATT
• 3000K	MLL01-11	8605036611743	6W
		LUMINOUS FLUX	246Lm
		VOLTAGE	48V
		FREQUENCY	50-60Hz
		MATERIAL	PC+AL
		BEAM ANGLE	24°
		LED TYPE	MAGNETIC
		PRODUCT COLOR	BLACK
WORK TEMP	ta=40°C		



CCT	Product Code	EAN code	WATT
• 3000K	MLL01-07	8605036611705	18W
		LUMINOUS FLUX	1429Lm
		VOLTAGE	48V
		FREQUENCY	50-60Hz
		MATERIAL	PC+AL
		BEAM ANGLE	120°
		LED TYPE	MAGNETIC
		PRODUCT COLOR	BLACK
WORK TEMP	ta=40°C		



CCT	Product Code	EAN code	WATT
• 3000K	MLL01-12	8605036611750	12W
		LUMINOUS FLUX	963Lm
		VOLTAGE	48V
		FREQUENCY	50-60Hz
		MATERIAL	PC+AL
		BEAM ANGLE	24°
		LED TYPE	MAGNETIC
		PRODUCT COLOR	BLACK
WORK TEMP	ta=40°C		



CCT	Product Code	EAN code	WATT
• 3000K	MLL01-08	8605036611712	24W
		LUMINOUS FLUX	2111Lm
		VOLTAGE	48V
		FREQUENCY	50-60Hz
		MATERIAL	PC+AL
		BEAM ANGLE	120°
		LED TYPE	MAGNETIC
		PRODUCT COLOR	BLACK
WORK TEMP	ta=40°C		



CCT	Product Code	EAN code	WATT
• 3000K	MLL01-13	8605036611767	7W
		LUMINOUS FLUX	445Lm
		VOLTAGE	48V
		FREQUENCY	50-60Hz
		MATERIAL	PC+AL
		BEAM ANGLE	24°
		LED TYPE	MAGNETIC
		PRODUCT COLOR	BLACK
WORK TEMP	ta=40°C		



CCT	Product Code	EAN code	WATT
• 3000K	MLL01-09	8605036611729	20W
		LUMINOUS FLUX	1211Lm
		VOLTAGE	48V
		FREQUENCY	50-60Hz
		MATERIAL	PC+AL
		BEAM ANGLE	120°
		LED TYPE	MAGNETIC
		PRODUCT COLOR	BLACK
WORK TEMP	ta=40°C		



CCT	Product Code	EAN code	WATT
• 3000K	MLL01-14	8605036611774	12W
		LUMINOUS FLUX	814Lm
		VOLTAGE	48V
		FREQUENCY	50-60Hz
		MATERIAL	PC+AL
		BEAM ANGLE	24°
		LED TYPE	MAGNETIC
		PRODUCT COLOR	BLACK
WORK TEMP	ta=40°C		



CCT	Product Code	EAN code	WATT
• 3000K	MLL01-10	8605036611736	20W
		LUMINOUS FLUX	1080Lm
		VOLTAGE	48V
		FREQUENCY	50-60Hz
		MATERIAL	PC+AL
		BEAM ANGLE	120°
		LED TYPE	MAGNETIC
		PRODUCT COLOR	BLACK
WORK TEMP	ta=40°C		



CCT	Product Code	EAN code	WATT
• 3000K	MLL01-15	8605036611781	16W
		LUMINOUS FLUX	1069Lm
		VOLTAGE	48V
		FREQUENCY	50-60Hz
		MATERIAL	PC+AL
		BEAM ANGLE	24°
		LED TYPE	MAGNETIC
		PRODUCT COLOR	BLACK
WORK TEMP	ta=40°C		

48V PRODUCTS

MAGNETIC TRACKLIGHT



CCT	Product Code	EAN code	WATT
• 3000K	MLL01-16	8605036611798	10W
	LUMINOUS FLUX	1193Lm	
	VOLTAGE	48V	
	FREQUENCY	50-60Hz	
	MATERIAL	PC+AL	
	BEAM ANGLE	24°	
	LED TYPE	MAGNETIC	
	PRODUCT COLOR	BLACK	
	WORK TEMP	ta=40°C	




CCT	Product Code	EAN code	WATT
• 3000K	MLL01-21	8605036611842	20W
	LUMINOUS FLUX	1547Lm	
	VOLTAGE	48V	
	FREQUENCY	50-60Hz	
	MATERIAL	PC+AL	
	BEAM ANGLE	60°	
	LED TYPE	MAGNETIC	
	PRODUCT COLOR	BLACK	
	WORK TEMP	ta=40°C	



CCT	Product Code	EAN code	WATT
• 3000K	MLL01-17	8605036611804	9W
	LUMINOUS FLUX	708Lm	
	VOLTAGE	48V	
	FREQUENCY	50-60Hz	
	MATERIAL	PC+AL	
	BEAM ANGLE	24°	
	LED TYPE	MAGNETIC	
	PRODUCT COLOR	BLACK	
	WORK TEMP	ta=40°C	



CCT	Product Code	EAN code	WATT
• 3000K	MLL01-22	8605036611859	30W
	LUMINOUS FLUX	2214Lm	
	VOLTAGE	48V	
	FREQUENCY	50-60Hz	
	MATERIAL	PC+AL	
	BEAM ANGLE	10-60°	
	LED TYPE	MAGNETIC	
	PRODUCT COLOR	BLACK	
	WORK TEMP	ta=40°C	



CCT	Product Code	EAN code	WATT
• 3000K	MLL01-18	8605036611811	9W
	LUMINOUS FLUX	716Lm	
	VOLTAGE	48V	
	FREQUENCY	50-60Hz	
	MATERIAL	PC+AL	
	BEAM ANGLE	24°	
	LED TYPE	MAGNETIC	
	PRODUCT COLOR	BLACK	
	WORK TEMP	ta=40°C	



CCT	Product Code	EAN code	WATT
• 3000K	MLL01-23	8605036612658	24W
	LUMINOUS FLUX	2410Lm	
	VOLTAGE	48V	
	FREQUENCY	50-60Hz	
	MATERIAL	PC+AL	
	BEAM ANGLE	360°	
	LED TYPE	MAGNETIC	
	PRODUCT COLOR	BLACK	
	WORK TEMP	ta=40°C	



CCT	Product Code	EAN code	WATT
• 3000K	MLL01-19	8605036611828	3W
	LUMINOUS FLUX	158Lm	
	VOLTAGE	48V	
	FREQUENCY	50-60Hz	
	MATERIAL	PC+AL	
	BEAM ANGLE	24°	
	LED TYPE	MAGNETIC	
	PRODUCT COLOR	BLACK	
	WORK TEMP	ta=40°C	



CCT	Product Code	EAN code	WATT
• 3000K	MLL01-24	8605036612665	48W
	LUMINOUS FLUX	4819Lm	
	VOLTAGE	48V	
	FREQUENCY	50-60Hz	
	MATERIAL	PC+AL	
	BEAM ANGLE	360°	
	LED TYPE	MAGNETIC	
	PRODUCT COLOR	BLACK	
	WORK TEMP	ta=40°C	



CCT	Product Code	EAN code	WATT
• 3000K	MLL01-20	8605036611835	10W
	LUMINOUS FLUX	831Lm	
	VOLTAGE	48V	
	FREQUENCY	50-60Hz	
	MATERIAL	PC+AL	
	BEAM ANGLE	10-60°	
	LED TYPE	MAGNETIC	
	PRODUCT COLOR	BLACK	
	WORK TEMP	ta=40°C	



Product Code	EAN code	DIMENSIONS
MAL01-01	8605036611866	1M
		SERIES
		SURFACE
		VOLTAGE
		48V
		FREQUENCY
		50-60Hz
		MATERIAL
		AL
		BEAM ANGLE
		/
		TYPE
		TRACK RAIL
		PRODUCT COLOR
		BLACK
		WORK TEMP
		/

48V PRODUCTS

MAGNETIC TRACKLIGHT



Product Code **MAL01-02** EAN code 8605036611873
 DIMENSIONS 2M
 SERIES SURFACE
 VOLTAGE 48V
 FREQUENCY 50-60Hz
 MATERIAL AL
 BEAM ANGLE /
 TYPE TRACK RAIL
 PRODUCT COLOR BLACK
 WORK TEMP /

2 years WARRANTY **IP20**



Product Code **MAL01-03** EAN code 8605036611880
 DIMENSIONS /
 SERIES /
 VOLTAGE 48V
 FREQUENCY 50-60Hz
 MATERIAL PC
 BEAM ANGLE /
 TYPE TRACK CAPS
 PRODUCT COLOR BLACK
 WORK TEMP /

2 years WARRANTY **IP20**



Product Code **MAL01-04** EAN code 8605036611897
 DIMENSIONS 1M
 SERIES RECESSED
 VOLTAGE 48V
 FREQUENCY 50-60Hz
 MATERIAL AL
 BEAM ANGLE /
 TYPE TRACK RAIL
 PRODUCT COLOR BLACK
 WORK TEMP /

2 years WARRANTY **IP20**



Product Code **MAL01-06** EAN code 8605036611910
 DIMENSIONS /
 SERIES /
 VOLTAGE 48V
 FREQUENCY 50-60Hz
 MATERIAL PC
 BEAM ANGLE /
 TYPE TRACK CAPS
 PRODUCT COLOR BLACK
 WORK TEMP /

2 years WARRANTY **IP20**



Product Code **MAL01-05** EAN code 8605036611903
 DIMENSIONS 2M
 SERIES RECESSED
 VOLTAGE 48V
 FREQUENCY 50-60Hz
 MATERIAL AL
 BEAM ANGLE /
 TYPE TRACK RAIL
 PRODUCT COLOR BLACK
 WORK TEMP /

2 years WARRANTY **IP20**



Product Code **MAL01-09** EAN code 8605036611941
 DIMENSIONS /
 SERIES /
 VOLTAGE 48V
 FREQUENCY 50-60Hz
 MATERIAL PC
 BEAM ANGLE /
 TYPE TRACK CAPS
 PRODUCT COLOR BLACK
 WORK TEMP /

2 years WARRANTY **IP20**



Product Code **MAL01-07** EAN code 8605036611927
 DIMENSIONS 1M
 SERIES RECESSED
 VOLTAGE 48V
 FREQUENCY 50-60Hz
 MATERIAL AL
 BEAM ANGLE /
 TYPE TRACK RAIL
 PRODUCT COLOR BLACK
 WORK TEMP /

2 years WARRANTY **IP20**




Product Code **MAL01-10** EAN code 8605036611958
 DIMENSIONS /
 SERIES SURFACE
 VOLTAGE 48V
 FREQUENCY 50-60Hz
 MATERIAL PC
 BEAM ANGLE /
 TYPE CORNER
 PRODUCT COLOR BLACK
 WORK TEMP /

2 years WARRANTY **IP20**




Product Code **MAL01-08** EAN code 8605036611934
 DIMENSIONS 2M
 SERIES RECESSED
 VOLTAGE 48V
 FREQUENCY 50-60Hz
 MATERIAL AL
 BEAM ANGLE /
 TYPE TRACK RAIL
 PRODUCT COLOR BLACK
 WORK TEMP /

2 years WARRANTY **IP20**



Product Code **MAL01-11** EAN code 8605036611965
 DIMENSIONS /
 SERIES RECESSED
 VOLTAGE 48V
 FREQUENCY 50-60Hz
 MATERIAL PC
 BEAM ANGLE /
 TYPE CORNER
 PRODUCT COLOR BLACK
 WORK TEMP /

2 years WARRANTY **IP20**




Product Code	EAN code	DIMENSIONS /
MAL01-12	8605036611972	SERIES SURFACE
		VOLTAGE 48V
		FREQUENCY 50-60Hz
		MATERIAL PC
		BEAM ANGLE /
		TYPE CORNER
		PRODUCT COLOR BLACK
		WORK TEMP /

2 years WARRANTY **IP20**




Product Code	EAN code	DIMENSIONS /
MAL01-13	8605036611989	SERIES SURFACE
		VOLTAGE 48V
		FREQUENCY 50-60Hz
		MATERIAL PC
		BEAM ANGLE /
		TYPE CORNER
		PRODUCT COLOR BLACK
		WORK TEMP /

2 years WARRANTY **IP20**




Product Code	EAN code	DIMENSIONS /
MAL01-14	8605036611996	SERIES RECESSED
		VOLTAGE 48V
		FREQUENCY 50-60Hz
		MATERIAL PC
		BEAM ANGLE /
		TYPE CORNER
		PRODUCT COLOR BLACK
		WORK TEMP /

2 years WARRANTY **IP20**



Product Code	EAN code	DIMENSIONS /
MAL01-15	8605036612009	SERIES RECESSED
		VOLTAGE 48V
		FREQUENCY 50-60Hz
		MATERIAL PC
		BEAM ANGLE /
		TYPE CORNER
		PRODUCT COLOR BLACK
		WORK TEMP /

2 years WARRANTY **IP20**



Product Code	EAN code	WATT /
MAL01-16	8605036612016	SERIES /
		VOLTAGE 48V
		FREQUENCY 50-60Hz
		MATERIAL PC
		BEAM ANGLE /
		TYPE CONECTOR
		PRODUCT COLOR BLACK
		WORK TEMP /

2 years WARRANTY **IP20**



Product Code	EAN code	WATT /
MAL01-17	8605036612023	SERIES /
		VOLTAGE 48V
		FREQUENCY 50-60Hz
		MATERIAL PC
		BEAM ANGLE /
		TYPE CONECTOR
		PRODUCT COLOR BLACK
		WORK TEMP /

2 years WARRANTY **IP20**



Product Code	EAN code	DIMENSIONS /
MAL01-18	8605036612030	SERIES /
		VOLTAGE 48V
		FREQUENCY 50-60Hz
		MATERIAL PC
		BEAM ANGLE /
		TYPE CONECTOR
		PRODUCT COLOR BLACK
		WORK TEMP /

2 years WARRANTY **IP20**



Product Code	EAN code	DIMENSIONS /
MAL01-19	8605036612047	SERIES /
		VOLTAGE 48V
		FREQUENCY 50-60Hz
		MATERIAL PC
		BEAM ANGLE /
		TYPE CONECTOR
		PRODUCT COLOR BLACK
		WORK TEMP /

2 years WARRANTY **IP20**



Product Code	EAN code	WATT /
MAL01-20	8605036612054	SERIES /
		VOLTAGE 48V
		FREQUENCY 50-60Hz
		MATERIAL PC
		BEAM ANGLE /
		TYPE CONECTOR
		PRODUCT COLOR BLACK
		WORK TEMP /

2 years WARRANTY **IP20**



Product Code	EAN code	WATT 200W
MAL01-25	8605036612108	SERIES /
		VOLTAGE 48V
		FREQUENCY 50-60Hz
		MATERIAL PC
		BEAM ANGLE /
		TYPE CONECTOR
		PRODUCT COLOR BLACK
		WORK TEMP /

2 years WARRANTY **IP20**

48V PRODUCTS

MAGNETIC TRACKLIGHT



Product Code	EAN code	WATT /
MAL01-21	8605036612061	SERIES /
		VOLTAGE 48V
		FREQUENCY 50-60Hz
		MATERIAL PC
		BEAM ANGLE /
		TYPE MOUNTING
		PRODUCT COLOR BLACK
		WORK TEMP /

2 years WARRANTY **IP20**



Product Code	EAN code	WATT /
MAL01-22	8605036612078	SERIES /
		VOLTAGE 48V
		FREQUENCY 50-60Hz
		MATERIAL PC
		BEAM ANGLE /
		TYPE MOUNTING
		PRODUCT COLOR BLACK
		WORK TEMP /

2 years WARRANTY **IP20**



Product Code	EAN code	WATT /
MAL01-23	8605036612085	SERIES /
		VOLTAGE 48V
		FREQUENCY 50-60Hz
		MATERIAL PC
		BEAM ANGLE /
		TYPE PENDANT
		PRODUCT COLOR BLACK
		WORK TEMP /

2 years WARRANTY **IP20**



Product Code	EAN code	WATT /
MAL01-24	8605036612092	SERIES /
		VOLTAGE 48V
		FREQUENCY 50-60Hz
		MATERIAL PC
		BEAM ANGLE /
		TYPE SURFACE
		PRODUCT COLOR BLACK
		WORK TEMP /

2 years WARRANTY **IP20**



LED Interior Light

BIG PANEL

For more information visit
www.lambario.com



BIG PANEL
LED Interior Light



CCT	Product Code	EAN code	WATT 40W
• 3000K	LP15-36600	8605036694715	LUMINOUS FLUX 3200Lm
• 4000K	LP15-36610	8605036694722	VOLTAGE 185-265V
• 6500K	LP15-36630	8605036694739	FREQUENCY 50-60Hz
			MATERIAL AL+PMMA
			BEAM ANGLE 110°
			LED TYPE SMD
			SHAPE SQUARE
			WORK TEMP ta=40°C

F A I G

2 years WARRANTY 30000 hours 110° beam angle **IP20**



CCT	Product Code	EAN code	WATT 40W
• 4000K	LP15-33110	8605036694753	LUMINOUS FLUX 3200Lm
• 6500K	LP15-33130	8605036694760	VOLTAGE 185-265V
			FREQUENCY 50-60Hz
			MATERIAL AL+PMMA
			BEAM ANGLE 110°
			LED TYPE SMD
			SHAPE SQUARE
			WORK TEMP ta=40°C

F A I G

2 years WARRANTY 30000 hours 110° beam angle **IP20**



CCT	Product Code	EAN code	WATT 48W
• 3000K	LP21-06600	8605036695644	LUMINOUS FLUX 4000Lm
• 4000K	LP21-06610	8605036695651	VOLTAGE 185-265V
• 6500K	LP21-06630	8605036695668	FREQUENCY 50-60Hz
			MATERIAL AL+PMMA
			BEAM ANGLE 110°
			LED TYPE SMD
			SHAPE SQUARE
			WORK TEMP ta=40°C

F A I G

2 years WARRANTY 30000 hours 110° beam angle **IP20**



CCT	Product Code	EAN code	WATT 48W
• 4000K	LP21-03110	8605036696023	LUMINOUS FLUX 4000Lm
• 6500K	LP21-03130	8605036696030	VOLTAGE 185-265V
			FREQUENCY 50-60Hz
			MATERIAL AL+PMMA
			BEAM ANGLE 110°
			LED TYPE SMD
			SHAPE SQUARE
			WORK TEMP ta=40°C

F A I G

2 years WARRANTY 30000 hours 110° beam angle **IP20**



CCT	Product Code	EAN code	WATT 40W
• 3000K	LP15-06600	8605036696641	LUMINOUS FLUX 4800Lm
• 4000K	LP15-06610	8605036696658	VOLTAGE 185-265V
• 6500K	LP15-06630	8605036696665	FREQUENCY 50-60Hz
			MATERIAL AL+PMMA
			BEAM ANGLE 110°
			LED TYPE SMD
			SHAPE SQUARE
			WORK TEMP ta=40°C

F A I G

5 years WARRANTY 30000 hours 110° beam angle **IP20**



CCT	Product Code	EAN code	WATT 40W
• 3000K	LP15-03100	8605036696610	LUMINOUS FLUX 4800Lm
• 4000K	LP15-03110	8605036696627	VOLTAGE 185-265V
• 6500K	LP15-03130	8605036696634	FREQUENCY 50-60Hz
			MATERIAL AL+PMMA
			BEAM ANGLE 110°
			LED TYPE SMD
			SHAPE SQUARE
			WORK TEMP ta=40°C

F A I G

5 years WARRANTY 30000 hours 110° beam angle **IP20**



CCT	Product Code	EAN code	WATT 48W
• 4000K	LP22-03110	8605036697891	LUMINOUS FLUX 4800Lm
• 6400K	LP22-03130	8605036697907	VOLTAGE 185-265V
			FREQUENCY 50-60Hz
			MATERIAL AL+PMMA
			BEAM ANGLE 120°
			LED TYPE SMD
			SHAPE SQUARE
			WORK TEMP ta=40°C

F A I G

3 years WARRANTY 30000 hours 120° beam angle **IP20**



CCT	Product Code	EAN code	WATT 48W
• 4000K	LP22-06610	8605036697914	LUMINOUS FLUX 4800Lm
• 6400K	LP22-06630	8605036697921	VOLTAGE 185-265V
			FREQUENCY 50-60Hz
			MATERIAL AL+PMMA
			BEAM ANGLE 120°
			LED TYPE SMD
			SHAPE SQUARE
			WORK TEMP ta=40°C

F A I G

3 years WARRANTY 30000 hours 120° beam angle **IP20**



CCT	Product Code	EAN code	WATT 40W
• 3000K	LP17-06600	8605036697990	LUMINOUS FLUX 3200Lm
• 4200K	LP17-06610	8605036698003	VOLTAGE 185-265V
• 6400K	LP17-06630	8605036698010	FREQUENCY 50-60Hz
			MATERIAL AL+PMMA
			BEAM ANGLE 110°
			LED TYPE SMD
			SHAPE SQUARE
			WORK TEMP ta=40°C

F A I G

2 years WARRANTY 30000 hours 110° beam angle **IP65**



Product Code	EAN code	WATT /
LP15-366XX	8605036694746	LUMINOUS FLUX /
		VOLTAGE 185-265V
		FREQUENCY 50-60Hz
		MATERIAL AL
		BEAM ANGLE 110°
		LED TYPE /
		SHAPE SQUARE
		WORK TEMP /

5 years WARRANTY **IP20**



Product Code	EAN code	WATT /
LP15-312XX	8605036694777	LUMINOUS FLUX /
		VOLTAGE 185-265V
		FREQUENCY 50-60Hz
		MATERIAL AL
		BEAM ANGLE 110°
		LED TYPE /
		SHAPE SQUARE
	5 years WARRANTY IP20	WORK TEMP /



Product Code	EAN code	WATT /
LP15-302XX	8605036694791	LUMINOUS FLUX /
		VOLTAGE /
		FREQUENCY /
		MATERIAL AL
		BEAM ANGLE /
		LED TYPE ACCESSORY
		SHAPE /
	5 years WARRANTY IP20	WORK TEMP /



Product Code	EAN code	WATT 40W
LP15-3040D	8605036694807	LUMINOUS FLUX /
		VOLTAGE 185-265V
		FREQUENCY 50-60Hz
		MATERIAL PC+AL
		BEAM ANGLE /
		LED TYPE LED DRIVER
		SHAPE /
	5 years WARRANTY IP20	WORK TEMP /



LED Indoor Lighting

MINI PANEL

For more information visit
www.lambario.com





CCT	Product Code	EAN code	WATT
• 4200K	LP11-30310	8605036610661	3W
• 6400K	LP11-30330	8605036610678	

LUMINOUS FLUX 160Lm
VOLTAGE 220-240V
FREQUENCY 50-60Hz
MATERIAL AL+PS
BEAM ANGLE 110°
LED TYPE SMD
SHAPE ROUND
WORK TEMP ta=25°C

88mm
55mm

2 years WARRANTY 30000 hours 110°
IP20



CCT	Product Code	EAN code	WATT
• 3000K	LP01-30300	8605036693244	3W
• 4200K	LP01-30310	8605036693251	
• 6400K	LP01-30330	8605036693268	

LUMINOUS FLUX 160Lm
VOLTAGE 220-240V
FREQUENCY 50-60Hz
MATERIAL AL+PS
BEAM ANGLE 110°
LED TYPE SMD
SHAPE ROUND
WORK TEMP ta=25°C

88mm
55mm

2 years WARRANTY 30000 hours 110°
IP20



CCT	Product Code	EAN code	WATT
• 3000K	LP01-30600	8605036693275	6W
• 4000K	LP01-30610	8605036693282	
• 6400K	LP01-30630	8605036693299	

LUMINOUS FLUX 380Lm
VOLTAGE 220-240V
FREQUENCY 50-60Hz
MATERIAL AL+PS
BEAM ANGLE 110°
LED TYPE SMD
SHAPE ROUND
WORK TEMP ta=25°C

120mm
110mm

2 years WARRANTY 30000 hours 110°
IP20



CCT	Product Code	EAN code	WATT
• 3000K	LP01-31200	8605036693305	12W
• 4000K	LP01-31210	8605036693312	
• 6400K	LP01-31230	8605036693329	

LUMINOUS FLUX 920Lm
VOLTAGE 220-240V
FREQUENCY 50-60Hz
MATERIAL AL+PS
BEAM ANGLE 110°
LED TYPE SMD
SHAPE ROUND
WORK TEMP ta=25°C

170mm
155mm

2 years WARRANTY 30000 hours 110°
IP20



CCT	Product Code	EAN code	WATT
• 3000K	LP01-31800	8605036659790	18W
• 4000K	LP01-31810	8605036659806	
• 6400K	LP01-31830	8605036659813	

LUMINOUS FLUX 1520Lm
VOLTAGE 220-240V
FREQUENCY 50-60Hz
MATERIAL AL+PS
BEAM ANGLE 110°
LED TYPE SMD
SHAPE ROUND
WORK TEMP ta=25°C

220mm
205mm

2 years WARRANTY 30000 hours 110°
IP20



CCT	Product Code	EAN code	WATT
• 3000K	LP01-32400	8605036693336	24W
• 4000K	LP01-32410	8605036693343	
• 6400K	LP01-32430	8605036693350	

LUMINOUS FLUX 1920Lm
VOLTAGE 220-240V
FREQUENCY 50-60Hz
MATERIAL AL+PS
BEAM ANGLE 110°
LED TYPE SMD
SHAPE ROUND
WORK TEMP ta=25°C

300mm
285mm

2 years WARRANTY 30000 hours 110°
IP20



CCT	Product Code	EAN code	WATT
• 3000K	LP02-30300	8605036693459	3W
• 4200K	LP02-30310	8605036693466	
• 6400K	LP02-30330	8605036693473	

LUMINOUS FLUX 160Lm
VOLTAGE 220-240V
FREQUENCY 50-60Hz
MATERIAL AL+PS
BEAM ANGLE 110°
LED TYPE SMD
SHAPE SQUARE
WORK TEMP ta=25°C

85x85mm
75x75mm

2 years WARRANTY 30000 hours 110°
IP20



CCT	Product Code	EAN code	WATT
• 3000K	LP02-30600	8605036693367	6W
• 4000K	LP02-30610	8605036693374	
• 6400K	LP02-30630	8605036693381	

LUMINOUS FLUX 380Lm
VOLTAGE 220-240V
FREQUENCY 50-60Hz
MATERIAL AL+PS
BEAM ANGLE 110°
LED TYPE SMD
SHAPE SQUARE
WORK TEMP ta=25°C

118x118mm
110x110mm

2 years WARRANTY 30000 hours 110°
IP20



CCT	Product Code	EAN code	WATT
• 3000K	LP02-31200	8605036693398	12W
• 4000K	LP02-31210	8605036693404	
• 6400K	LP02-31230	8605036693411	

LUMINOUS FLUX 920Lm
VOLTAGE 220-240V
FREQUENCY 50-60Hz
MATERIAL AL+PS
BEAM ANGLE 110°
LED TYPE SMD
SHAPE SQUARE
WORK TEMP ta=25°C

170x170mm
155x155mm

2 years WARRANTY 30000 hours 110°
IP20



CCT	Product Code	EAN code	WATT
• 3000K	LP02-31800	8605036693213	18W
• 4000K	LP02-31810	8605036693220	
• 6400K	LP02-31830	8605036693237	

LUMINOUS FLUX 1520Lm
VOLTAGE 220-240V
FREQUENCY 50-60Hz
MATERIAL AL+PS
BEAM ANGLE 110°
LED TYPE SMD
SHAPE SQUARE
WORK TEMP ta=25°C

220x220mm
205x205mm

2 years WARRANTY 30000 hours 110°
IP20

MINI PANEL
LED Indoor Lighting



CCT	Product Code	EAN code	WATT
• 3000K	LP02-32400	8605036693428	24W
• 4000K	LP02-32410	8605036693435	LUMINOUS FLUX 1960Lm
• 6400K	LP02-32430	8605036693442	VOLTAGE 220-240V
			FREQUENCY 50-60Hz
			MATERIAL AL+PS
			BEAM ANGLE 110°
			LED TYPE SMD
			SHAPE SQUARE
			WORK TEMP ta=25°C



CCT	Product Code	EAN code	WATT
• 4200K	LP09-30610	8605036695156	6W
			LUMINOUS FLUX 400Lm
			VOLTAGE 185-265V
			FREQUENCY 50-60Hz
			MATERIAL AL+PS
			BEAM ANGLE 120°
			LED TYPE SMD
			SHAPE ROUND
			WORK TEMP ta=25°C



CCT	Product Code	EAN code	WATT
• 3000K	LP03-31200	8605036693039	12W
• 4000K	LP03-31210	8605036693046	LUMINOUS FLUX 920Lm
• 6400K	LP03-31230	8605036693053	VOLTAGE 220-240V
			FREQUENCY 50-60Hz
			MATERIAL AL+PS
			BEAM ANGLE 110°
			LED TYPE SMD
			SHAPE ROUND
			WORK TEMP ta=25°C



CCT	Product Code	EAN code	WATT
• 4200K	LP09-30910	8605036693572	9W
• 6400K	LP09-30930	8605036693589	LUMINOUS FLUX 680Lm
			VOLTAGE 185-265V
			FREQUENCY 50-60Hz
			MATERIAL AL+PS
			BEAM ANGLE 120°
			LED TYPE SMD
			SHAPE ROUND
			WORK TEMP ta=25°C



CCT	Product Code	EAN code	WATT
• 3000K	LP03-31800	8605036693020	18W
• 4000K	LP03-31810	8605036693037	LUMINOUS FLUX 1520Lm
• 6400K	LP03-31830	8605036693044	VOLTAGE 220-240V
			FREQUENCY 50-60Hz
			MATERIAL AL+PS
			BEAM ANGLE 110°
			LED TYPE SMD
			SHAPE ROUND
			WORK TEMP ta=25°C



CCT	Product Code	EAN code	WATT
• 4200K	LP03-40610	8605036695248	6W
			LUMINOUS FLUX 350Lm
			VOLTAGE 185-265V
			FREQUENCY 50-60Hz
			MATERIAL AL+PS
			BEAM ANGLE 120°
			LED TYPE SMD
			SHAPE ROUND
			WORK TEMP ta=25°C



CCT	Product Code	EAN code	WATT
• 3000K	LP03-32400	8605036693060	24W
• 4000K	LP03-32410	8605036693077	LUMINOUS FLUX 1920Lm
• 6400K	LP03-32430	8605036693084	VOLTAGE 220-240V
			FREQUENCY 50-60Hz
			MATERIAL AL+PS
			BEAM ANGLE 110°
			LED TYPE SMD
			SHAPE ROUND
			WORK TEMP ta=25°C



CCT	Product Code	EAN code	WATT
• 3000K	LP03-41200	8605036695262	12W
• 4200K	LP03-41210	8605036695279	LUMINOUS FLUX 800Lm
			VOLTAGE 185-265V
			FREQUENCY 50-60Hz
			MATERIAL AL+PS
			BEAM ANGLE 120°
			LED TYPE SMD
			SHAPE ROUND
			WORK TEMP ta=25°C



CCT	Product Code	EAN code	WATT
• 3000K	LP12-32400	8605036610562	24W
• 4200K	LP12-32410	8605036610579	LUMINOUS FLUX 1920Lm
			VOLTAGE 185-265V
			FREQUENCY 50-60Hz
			MATERIAL AL+PS
			BEAM ANGLE 120°
			LED TYPE SMD
			SHAPE SQUARE
			WORK TEMP ta=25°C



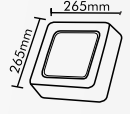
CCT	Product Code	EAN code	WATT
• 3000K	LP04-41200	8605036696214	12W
• 4200K	LP04-41210	8605036696221	LUMINOUS FLUX 800Lm
• 6400K	LP04-41230	8605036696238	VOLTAGE 185-265V
			FREQUENCY 50-60Hz
			MATERIAL AL+PS
			BEAM ANGLE 120°
			LED TYPE SMD
			SHAPE SQUARE
			WORK TEMP ta=25°C

MINI PANEL

LED Indoor Lighting



CCT	Product Code	EAN code	WATT
• 3000K	LP04-42400	8605036696276	24W
			LUMINOUS FLUX 1850Lm
			VOLTAGE 185-265V
			FREQUENCY 50-60Hz
			MATERIAL AL+PS
			BEAM ANGLE 120°
			LED TYPE SMD
			SHAPE SQUARE
			WORK TEMP ta=25°C



2 years WARRANTY 30000 hours 120° beam angle **IP20**




CCT	Product Code	EAN code	WATT
• 3000K	LP10-00900	8605036696306	9W
• 4200K	LP10-00910	8605036696313	
• 6400K	LP10-00930	8605036696320	
			LUMINOUS FLUX 1080Lm
			VOLTAGE 185-265V
			FREQUENCY 50-60Hz
			MATERIAL AL+PS
			BEAM ANGLE 120°
			LED TYPE SMD
			SHAPE ROUND
			WORK TEMP ta=25°C



3 years WARRANTY 30000 hours 120° beam angle **IP20**




CCT	Product Code	EAN code	WATT
• 3000K	LP10-01200	8605036696337	12W
• 4200K	LP10-01210	8605036696344	
• 6400K	LP10-01230	8605036696351	
			LUMINOUS FLUX 1440Lm
			VOLTAGE 185-265V
			FREQUENCY 50-60Hz
			MATERIAL AL+PS
			BEAM ANGLE 120°
			LED TYPE SMD
			SHAPE ROUND
			WORK TEMP ta=25°C



3 years WARRANTY 30000 hours 120° beam angle **IP20**




CCT	Product Code	EAN code	WATT
• 3000K	LP10-01800	8605036696368	18W
• 4200K	LP10-01810	8605036696375	
• 6400K	LP10-01830	8605036696382	
			LUMINOUS FLUX 2160Lm
			VOLTAGE 185-265V
			FREQUENCY 50-60Hz
			MATERIAL AL+PS
			BEAM ANGLE 120°
			LED TYPE SMD
			SHAPE ROUND
			WORK TEMP ta=25°C



3 years WARRANTY 30000 hours 120° beam angle **IP20**



CCT	Product Code	EAN code	WATT
• 3000K	LP10-02400	8605036696399	24W
• 4200K	LP10-02410	8605036696405	
• 6400K	LP10-02430	8605036696412	
			LUMINOUS FLUX 2880Lm
			VOLTAGE 185-265V
			FREQUENCY 50-60Hz
			MATERIAL AL+PS
			BEAM ANGLE 120°
			LED TYPE SMD
			SHAPE ROUND
			WORK TEMP ta=25°C



3 years WARRANTY 30000 hours 120° beam angle **IP20**



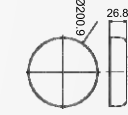
CCT	Product Code	EAN code	WATT
• 4200K	LP11-31810	8605036610456	18W
• 6400K	LP11-31830	8605036610463	
			LUMINOUS FLUX 1440Lm
			VOLTAGE 185-265V
			FREQUENCY 50-60Hz
			MATERIAL AL+PS
			BEAM ANGLE 120°
			LED TYPE SMD
			SHAPE ROUND
			WORK TEMP ta=25°C



2 years WARRANTY 30000 hours 120° beam angle **IP20**



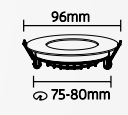
CCT	Product Code	EAN code	WATT
• 3000K	LP11-32400	8605036610470	24W
• 4200K	LP11-32410	8605036610487	
• 6400K	LP11-32430	8605036610494	
			LUMINOUS FLUX 1920Lm
			VOLTAGE 185-265V
			FREQUENCY 50-60Hz
			MATERIAL AL+PS
			BEAM ANGLE 120°
			LED TYPE SMD
			SHAPE ROUND
			WORK TEMP ta=25°C



2 years WARRANTY 30000 hours 120° beam angle **IP20**



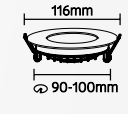
CCT	Product Code	EAN code	WATT
• 3000K	PLO5-00500	8605036612115	5W
• 4000K	PLO5-00510	8605036612122	
• 6400K	PLO5-00530	8605036612139	
			LUMINOUS FLUX 270Lm
			VOLTAGE 220-240V
			FREQUENCY 50-60Hz
			MATERIAL AL+PC
			BEAM ANGLE 110°
			LED TYPE SMD
			SHAPE ROUND
			WORK TEMP ta=40°C



3 years WARRANTY 30000 hours 110° beam angle **IP20**



CCT	Product Code	EAN code	WATT
• 3000K	PLO5-00700	8605036612146	7W
• 4000K	PLO5-00710	8605036612153	
• 6400K	PLO5-00730	8605036612160	
			LUMINOUS FLUX 490Lm
			VOLTAGE 220-240V
			FREQUENCY 50-60Hz
			MATERIAL AL+PC
			BEAM ANGLE 110°
			LED TYPE SMD
			SHAPE ROUND
			WORK TEMP ta=40°C



3 years WARRANTY 30000 hours 110° beam angle **IP20**



CCT	Product Code	EAN code	WATT
• 3000K	PLO5-01500	8605036612177	15W
• 4000K	PLO5-01510	8605036612184	
• 6400K	PLO5-01530	8605036612191	
			LUMINOUS FLUX 1200Lm
			VOLTAGE 220-240V
			FREQUENCY 50-60Hz
			MATERIAL AL+PC
			BEAM ANGLE 110°
			LED TYPE SMD
			SHAPE ROUND
			WORK TEMP ta=40°C



3 years WARRANTY 30000 hours 110° beam angle **IP20**

MINI PANEL

LED Indoor Lighting



CCT	Product Code	EAN code	WATT 20W
• 3000K	PL05-02000	8605036612207	LUMINOUS FLUX 1600Lm
• 4000K	PL05-02010	8605036612214	VOLTAGE 220-240V
• 6400K	PL05-02030	8605036612221	FREQUENCY 50-60Hz
			MATERIAL AL+PC
			BEAM ANGLE 110°
			LED TYPE SMD
			SHAPE ROUND
			WORK TEMP ta=40°C



CCT	Product Code	EAN code	WATT 20W
• 3000K	PL06-02000	8605036612351	LUMINOUS FLUX 1600Lm
• 4000K	PL06-02010	8605036612368	VOLTAGE 220-240V
• 6400K	PL06-02030	8605036612375	FREQUENCY 50-60Hz
			MATERIAL AL+PC
			BEAM ANGLE 110°
			LED TYPE SMD
			SHAPE SQUARE
			WORK TEMP ta=40°C



CCT	Product Code	EAN code	WATT 25W
• 3000K	PL05-02500	8605036612238	LUMINOUS FLUX 1920Lm
• 4000K	PL05-02510	8605036612245	VOLTAGE 220-240V
• 6400K	PL05-02530	8605036612252	FREQUENCY 50-60Hz
			MATERIAL AL+PC
			BEAM ANGLE 110°
			LED TYPE SMD
			SHAPE ROUND
			WORK TEMP ta=40°C



CCT	Product Code	EAN code	WATT 25W
• 3000K	PL06-02500	8605036612382	LUMINOUS FLUX 1920Lm
• 4000K	PL06-02510	8605036612399	VOLTAGE 220-240V
• 6400K	PL06-02530	8605036612405	FREQUENCY 50-60Hz
			MATERIAL AL+PC
			BEAM ANGLE 110°
			LED TYPE SMD
			SHAPE SQUARE
			WORK TEMP ta=40°C



CCT	Product Code	EAN code	WATT 7W
• 3000K	PL06-00700	8605036612269	LUMINOUS FLUX 490Lm
• 4000K	PL06-00710	8605036612276	VOLTAGE 220-240V
• 6400K	PL06-00730	8605036612283	FREQUENCY 50-60Hz
			MATERIAL AL+PC
			BEAM ANGLE 110°
			LED TYPE SMD
			SHAPE SQUARE
			WORK TEMP ta=40°C



CCT	Product Code	EAN code	WATT 9W
• 3000K	PL07-00900	8605036612412	LUMINOUS FLUX 675Lm
• 4000K	PL07-00910	8605036612429	VOLTAGE 220-240V
• 6400K	PL07-00930	8605036612436	FREQUENCY 50-60Hz
			MATERIAL AL+PC
			BEAM ANGLE 110°
			LED TYPE SMD
			SHAPE ROUND
			WORK TEMP ta=40°C



CCT	Product Code	EAN code	WATT 9W
• 3000K	PL06-00900	8605036612290	LUMINOUS FLUX 675Lm
• 4000K	PL06-00910	8605036612306	VOLTAGE 220-240V
• 6400K	PL06-00930	8605036612313	FREQUENCY 50-60Hz
			MATERIAL AL+PC
			BEAM ANGLE 110°
			LED TYPE SMD
			SHAPE SQUARE
			WORK TEMP ta=40°C



CCT	Product Code	EAN code	WATT 15W
• 3000K	PL07-01500	8605036612443	LUMINOUS FLUX 1200Lm
• 4000K	PL07-01510	8605036612450	VOLTAGE 220-240V
• 6400K	PL07-01530	8605036612467	FREQUENCY 50-60Hz
			MATERIAL AL+PC
			BEAM ANGLE 110°
			LED TYPE SMD
			SHAPE ROUND
			WORK TEMP ta=40°C



CCT	Product Code	EAN code	WATT 15W
• 3000K	PL06-01500	8605036612320	LUMINOUS FLUX 1200Lm
• 4000K	PL06-01510	8605036612337	VOLTAGE 220-240V
• 6400K	PL06-01530	8605036612344	FREQUENCY 50-60Hz
			MATERIAL AL+PC
			BEAM ANGLE 110°
			LED TYPE SMD
			SHAPE SQUARE
			WORK TEMP ta=40°C



CCT	Product Code	EAN code	WATT 20W
• 3000K	PL07-02000	8605036612474	LUMINOUS FLUX 1600Lm
• 4000K	PL07-02010	8605036612481	VOLTAGE 220-240V
• 6400K	PL07-02030	8605036612498	FREQUENCY 50-60Hz
			MATERIAL AL+PC
			BEAM ANGLE 110°
			LED TYPE SMD
			SHAPE ROUND
			WORK TEMP ta=40°C



CCT	Product Code	EAN code	WATT 25W
• 3000K	PL07-02500	8605036612504	LUMINOUS FLUX 1920Lm
• 4000K	PL07-02510	8605036612511	VOLTAGE 220-240V
• 6400K	PL07-02530	8605036612528	FREQUENCY 50-60Hz
			MATERIAL AL+PC
			BEAM ANGLE 110°
			LED TYPE SMD
			SHAPE ROUND
			WORK TEMP ta=40°C



CCT	Product Code	EAN code	WATT 9W
• 3000K	PL08-00900	8605036612535	LUMINOUS FLUX 675Lm
• 4000K	PL08-00910	8605036612542	VOLTAGE 220-240V
• 6400K	PL08-00930	8605036612559	FREQUENCY 50-60Hz
			MATERIAL AL+PC
			BEAM ANGLE 110°
			LED TYPE SMD
			SHAPE SQUARE
			WORK TEMP ta=40°C



CCT	Product Code	EAN code	WATT 6W
• 4200K	LP04-30610	8605036693091	LUMINOUS FLUX 380Lm
			VOLTAGE 185-265V
			FREQUENCY 50-60Hz
			MATERIAL AL+PC
			BEAM ANGLE 120°
			LED TYPE SMD
			SHAPE ROUND
			WORK TEMP ta=40°C



CCT	Product Code	EAN code	WATT 15W
• 3000K	PL08-01500	8605036612566	LUMINOUS FLUX 1200Lm
• 4000K	PL08-01510	8605036612573	VOLTAGE 220-240V
• 6400K	PL08-01530	8605036612580	FREQUENCY 50-60Hz
			MATERIAL AL+PC
			BEAM ANGLE 110°
			LED TYPE SMD
			SHAPE SQUARE
			WORK TEMP ta=40°C



CCT	Product Code	EAN code	WATT 12W
• 3000K	LP04-31200	8605036693121	LUMINOUS FLUX 920Lm
• 4000K	LP04-31210	8605036693138	VOLTAGE 185-265V
• 6400K	LP04-31230	8605036693145	FREQUENCY 50-60Hz
			MATERIAL AL+PC
			BEAM ANGLE 120°
			LED TYPE SMD
			SHAPE ROUND
			WORK TEMP ta=40°C



CCT	Product Code	EAN code	WATT 20W
• 3000K	PL08-02000	8605036612597	LUMINOUS FLUX 1600Lm
• 4000K	PL08-02010	8605036612603	VOLTAGE 220-240V
• 6400K	PL08-02030	8605036612610	FREQUENCY 50-60Hz
			MATERIAL AL+PC
			BEAM ANGLE 110°
			LED TYPE SMD
			SHAPE SQUARE
			WORK TEMP ta=40°C



CCT	Product Code	EAN code	WATT 18W
• 3000K	LP04-31800	8605036693152	LUMINOUS FLUX 1520Lm
• 4000K	LP04-31810	8605036693169	VOLTAGE 220-240V
• 6400K	LP04-31830	8605036693176	FREQUENCY 50-60Hz
			MATERIAL AL+PC
			BEAM ANGLE 110°
			LED TYPE SMD
			SHAPE SQUARE
			WORK TEMP ta=40°C



CCT	Product Code	EAN code	WATT 25W
• 3000K	PL08-02500	8605036612627	LUMINOUS FLUX 1920Lm
• 4000K	PL08-02510	8605036612634	VOLTAGE 220-240V
• 6400K	PL08-02530	8605036612641	FREQUENCY 50-60Hz
			MATERIAL AL+PC
			BEAM ANGLE 110°
			LED TYPE SMD
			SHAPE SQUARE
			WORK TEMP ta=40°C



CCT	Product Code	EAN code	WATT 24W
• 3000K	LP04-32400	8605036693183	LUMINOUS FLUX 1960Lm
• 4000K	LP04-32410	8605036693190	VOLTAGE 220-240V
• 6400K	LP04-32430	8605036693206	FREQUENCY 50-60Hz
			MATERIAL AL+PC
			BEAM ANGLE 110°
			LED TYPE SMD
			SHAPE SQUARE
			WORK TEMP ta=40°C

MINI PANEL

LED Indoor Lighting

LED BULBS

Standard LED bulbs are interchangeable with existing lighting utilizing traditional sockets such as E27. They are designed for upgrading replacement of incandescent, halogen and energy saving bulbs. They deliver extreme energy savings and minimize maintenance costs. Lighting needs. They provide beautiful lighting and the extreme performance you expect from LED at a very affordable price.



Advanced Series

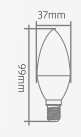
LED BULBS

LED BULBS
Advanced Series



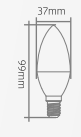
CCT	Product Code	EAN code	WATT
• 3000K	LA09-00510	8605036693657	4.8W
• 4000K	LA09-00511	8605036695460	LUMINOUS FLUX 470Lm
• 6400K	LA09-00513	8605036693664	VOLTAGE 165-265V
			FREQUENCY 50-60Hz
			MATERIAL PC
			BEAM ANGLE 160°
			LED TYPE SMD
			BULB SHAPE C37
			CAP - BASE E14

2 years WARRANTY 30000 hours 160° beam angle IP20



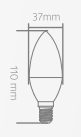

CCT	Product Code	EAN code	WATT
• 3000K	LA09-00710	8605036693671	6W
• 4000K	LA09-00711	8605036695477	LUMINOUS FLUX 540Lm
• 6400K	LA09-00713	8605036693688	VOLTAGE 165-265V
			FREQUENCY 50-60Hz
			MATERIAL PC
			BEAM ANGLE 160°
			LED TYPE SMD
			BULB SHAPE C37
			CAP - BASE E14

2 years WARRANTY 30000 hours 160° beam angle IP20



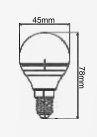

CCT	Product Code	EAN code	WATT
• 3000K	LA02-00710	8605036609726	8W
• 4000K	LA02-00711	8605036609733	LUMINOUS FLUX 720Lm
• 6400K	LA02-00713	8605036609740	VOLTAGE 165-265V
			FREQUENCY 50-60Hz
			MATERIAL PC
			BEAM ANGLE 160°
			LED TYPE SMD
			BULB SHAPE C37
			CAP - BASE E14

2 years WARRANTY 30000 hours 160° beam angle IP20



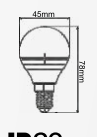

CCT	Product Code	EAN code	WATT
• 3000K	LA11-00510	8605036693695	4.8W
• 4000K	LA11-00511	8605036695484	LUMINOUS FLUX 470Lm
• 6400K	LA11-00513	8605036693701	VOLTAGE 165-265V
			FREQUENCY 50-60Hz
			MATERIAL PC
			BEAM ANGLE 160°
			LED TYPE SMD
			BULB SHAPE P45
			CAP - BASE E14

2 years WARRANTY 30000 hours 160° beam angle IP20



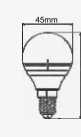

CCT	Product Code	EAN code	WATT
• 3000K	LA11-00710	8605036693718	6W
• 6400K	LA11-00713	8605036693725	LUMINOUS FLUX 540Lm
			VOLTAGE 165-265V
			FREQUENCY 50-60Hz
			MATERIAL PC
			BEAM ANGLE 160°
			LED TYPE SMD
			BULB SHAPE P45
			CAP - BASE E14

2 years WARRANTY 30000 hours 160° beam angle IP20




CCT	Product Code	EAN code	WATT
• 3000K	LA01-00710	8605036609665	8W
• 4000K	LA01-00711	8605036609672	LUMINOUS FLUX 806Lm
• 6400K	LA01-00713	8605036609689	VOLTAGE 165-265V
			FREQUENCY 50-60Hz
			MATERIAL PC
			BEAM ANGLE 160°
			LED TYPE SMD
			BULB SHAPE P45
			CAP - BASE E14

2 years WARRANTY 30000 hours 160° beam angle IP20




CCT	Product Code	EAN code	WATT
• 3000K	LA11-00520	8605036693732	4.8W
• 4000K	LA11-00521	8605036695491	LUMINOUS FLUX 470Lm
• 6400K	LA11-00523	8605036693749	VOLTAGE 165-265V
			FREQUENCY 50-60Hz
			MATERIAL PC
			BEAM ANGLE 160°
			LED TYPE SMD
			BULB SHAPE P45
			CAP - BASE E27

2 years WARRANTY 30000 hours 160° beam angle IP20




CCT	Product Code	EAN code	WATT
• 3000K	LA11-00720	8605036693756	6W
• 4000K	LA11-00721	8605036609658	LUMINOUS FLUX 540Lm
• 6400K	LA11-00723	8605036693763	VOLTAGE 165-265V
			FREQUENCY 50-60Hz
			MATERIAL PC
			BEAM ANGLE 160°
			LED TYPE SMD
			BULB SHAPE P45
			CAP - BASE E27

2 years WARRANTY 30000 hours 160° beam angle IP20





CCT	Product Code	EAN code	WATT
• 3000K	LA07-00720	8605036609696	8W
• 4000K	LA07-00721	8605036609702	LUMINOUS FLUX 806Lm
• 6400K	LA07-00723	8605036609719	VOLTAGE 165-265V
			FREQUENCY 50-60Hz
			MATERIAL PC
			BEAM ANGLE 160°
			LED TYPE SMD
			BULB SHAPE G45
			CAP - BASE E27

2 years WARRANTY 30000 hours 160° beam angle IP20




CCT	Product Code	EAN code	WATT
• 3000K	LA07-00420	8605036610012	4.8W
• 4000K	LA07-00421	8605036610029	LUMINOUS FLUX 470Lm
• 6400K	LA07-00423	8605036610036	VOLTAGE 220-240V
			FREQUENCY 50-60Hz
			MATERIAL PC
			BEAM ANGLE 160°
			LED TYPE SMD
			BULB SHAPE A50
			CAP - BASE E27

2 years WARRANTY 30000 hours 160° beam angle IP20





CCT	Product Code	EAN code	WATT 5W
• 3000K	LA07-00520	8605036609542	LUMINOUS FLUX 400Lm
• 4200K	LA07-00521	8605036609559	VOLTAGE 165-265V
			FREQUENCY 50-60Hz
			MATERIAL PC
			BEAM ANGLE 200°
			LED TYPE SMD
			BULB SHAPE A55
			CAP - BASE E27

F A I G

2 years WARRANTY 30000 hours 200° beam angle **IP20**



CCT	Product Code	EAN code	WATT 7W
• 3000K	LA07-00620	8605036610043	LUMINOUS FLUX 550Lm
• 4200K	LA07-00621	8605036610050	VOLTAGE 220-240V
• 6400K	LA07-00623	8605036610067	FREQUENCY 50-60Hz
			MATERIAL PC
			BEAM ANGLE 200°
			LED TYPE SMD
			BULB SHAPE A55
			CAP - BASE E27

F A I G

2 years WARRANTY 30000 hours 200° beam angle **IP20**



CCT	Product Code	EAN code	WATT 9W
• 4200K	LA07-00921	8605036610081	LUMINOUS FLUX 720Lm
			VOLTAGE 220-240V
			FREQUENCY 50-60Hz
			MATERIAL PC
			BEAM ANGLE 200°
			LED TYPE SMD
			BULB SHAPE A55
			CAP - BASE E27

F A I G

2 years WARRANTY 30000 hours 200° beam angle **IP20**



CCT	Product Code	EAN code	WATT 8.5W
• 3000K	LA13-01020	8605036693787	LUMINOUS FLUX 806Lm
• 4000K	LA13-01021	8605036695507	VOLTAGE 165-265V
• 6400K	LA13-01023	8605036693794	FREQUENCY 50-60Hz
			MATERIAL PC
			BEAM ANGLE 200°
			LED TYPE SMD
			BULB SHAPE A60
			CAP - BASE E27

F A I G

2 years WARRANTY 30000 hours 200° beam angle **IP20**



CCT	Product Code	EAN code	WATT 7W
• 6400K	LA13-50723	8605036696177	LUMINOUS FLUX 638Lm
			VOLTAGE 165-265V
			FREQUENCY 50-60Hz
			MATERIAL PC
			BEAM ANGLE 200°
			LED TYPE SMD
			BULB SHAPE A60
			CAP - BASE E27

F A I G

2 years WARRANTY 30000 hours 200° beam angle **IP20**

LED BULBS
Advanced Series



CCT	Product Code	EAN code	WATT 8.5W
• RGB-CCT	LA07-51023	8605036610197	LUMINOUS FLUX 806Lm
			VOLTAGE 165-265V
			FREQUENCY 50-60Hz
			MATERIAL PC
			BEAM ANGLE 200°
			LED TYPE SMD
			BULB SHAPE A60
			CAP - BASE E27

F A I G

2 years WARRANTY 30000 hours 200° beam angle **IP20**



CCT	Product Code	EAN code	WATT 8.5W
• 3000K	LA07-01020	8605036697938	LUMINOUS FLUX 806Lm
• 4000K	LA07-01021	8605036610203	VOLTAGE 165-265V
• 6400K	LA07-01023	8605036610210	FREQUENCY 50-60Hz
			MATERIAL PC
			BEAM ANGLE 200°
			LED TYPE SMD
			BULB SHAPE A60
			CAP - BASE E27

F A I G

2 years WARRANTY 30000 hours 200° beam angle **IP20**



CCT	Product Code	EAN code	WATT 11W
• 3000K	LA13-01220	8605036693800	LUMINOUS FLUX 1055Lm
• 4000K	LA13-01221	8605036695514	VOLTAGE 165-265V
• 6400K	LA13-01223	8605036693817	FREQUENCY 50-60Hz
			MATERIAL PC
			BEAM ANGLE 200°
			LED TYPE SMD
			BULB SHAPE A60
			CAP - BASE E27

F A I G

2 years WARRANTY 30000 hours 200° beam angle **IP20**



CCT	Product Code	EAN code	WATT 15W
• 3000K	LA13-01520	8605036693824	LUMINOUS FLUX 1521Lm
• 4000K	LA13-01521	8605036695521	VOLTAGE 165-265V
• 6400K	LA13-01523	8605036693831	FREQUENCY 50-60Hz
			MATERIAL PC
			BEAM ANGLE 200°
			LED TYPE SMD
			BULB SHAPE A65
			CAP - BASE E27

F A I G

2 years WARRANTY 30000 hours 200° beam angle **IP20**



CCT	Product Code	EAN code	WATT 17W
• 3000K	LA13-01820	8605036609597	LUMINOUS FLUX 1800Lm
• 4000K	LA13-01821	8605036609603	VOLTAGE 165-265V
• 6400K	LA13-01823	8605036609610	FREQUENCY 50-60Hz
			MATERIAL PC
			BEAM ANGLE 200°
			LED TYPE SMD
			BULB SHAPE A70
			CAP - BASE E27

F A I G

2 years WARRANTY 30000 hours 200° beam angle **IP20**



CCT	Product Code	EAN code	WATT
• 3000K	LA07-02020	8605036609627	18W
• 4000K	LA07-02021	8605036609634	
• 6400K	LA07-02023	8605036609641	

LUMINOUS FLUX	2000Lm
VOLTAGE	165-265V
FREQUENCY	50-60Hz
MATERIAL	PC
BEAM ANGLE	200°
LED TYPE	SMD
BULB SHAPE	A80
CAP - BASE	E27

IP20



CCT	Product Code	EAN code	WATT
• 3000K	LA07-01420	8605036609955	15W
• 4000K	LA07-01421	8605036609962	
• 6400K	LA07-01423	8605036609979	

LUMINOUS FLUX	1521Lm
VOLTAGE	165-265V
FREQUENCY	50-60Hz
MATERIAL	PC
BEAM ANGLE	200°
LED TYPE	SMD
BULB SHAPE	G95
CAP - BASE	E27

IP20



CCT	Product Code	EAN code	WATT
• 3000K	LA07-01720	8605036609986	17W
• 4000K	LA07-01721	8605036609993	
• 6400K	LA07-01723	8605036610005	

LUMINOUS FLUX	1800Lm
VOLTAGE	165-265V
FREQUENCY	50-60Hz
MATERIAL	PC
BEAM ANGLE	200°
LED TYPE	SMD
BULB SHAPE	G120
CAP - BASE	E27

IP20



CCT	Product Code	EAN code	WATT
• 6400K	LA13-02023	8605036695538	17W

LUMINOUS FLUX	1800Lm
VOLTAGE	165-265V
FREQUENCY	50-60Hz
MATERIAL	PC
BEAM ANGLE	200°
LED TYPE	SMD
BULB SHAPE	T80
CAP - BASE	E27

IP20



CCT	Product Code	EAN code	WATT
• 6400K	LA13-03023	8605036693848	25W

LUMINOUS FLUX	2700Lm
VOLTAGE	165-265V
FREQUENCY	50-60Hz
MATERIAL	PC
BEAM ANGLE	200°
LED TYPE	SMD
BULB SHAPE	T100
CAP - BASE	E27

IP20



CCT	Product Code	EAN code	WATT
• 6400K	LA13-04023	8605036693855	33W

LUMINOUS FLUX	3600Lm
VOLTAGE	165-265V
FREQUENCY	50-60Hz
MATERIAL	PC
BEAM ANGLE	200°
LED TYPE	SMD
BULB SHAPE	T120
CAP - BASE	E27

IP20



CCT	Product Code	EAN code	WATT
• 6400K	LA13-05023	8605036695545	42W

LUMINOUS FLUX	4500Lm
VOLTAGE	165-265V
FREQUENCY	50-60Hz
MATERIAL	PC
BEAM ANGLE	200°
LED TYPE	SMD
BULB SHAPE	T140
CAP - BASE	E27

IP20



CCT	Product Code	EAN code	WATT
• 6400K	LA13-06023	8605036695552	50W

LUMINOUS FLUX	5400Lm
VOLTAGE	165-265V
FREQUENCY	50-60Hz
MATERIAL	PC
BEAM ANGLE	200°
LED TYPE	SMD
BULB SHAPE	T160
CAP - BASE	E27

IP20



LED Bulbs

FILAMENT

For more information visit
www.lambario.com



CCT • 3000K	Product Code LA35-00410	EAN code 8605036694364	WATT 4W LUMINOUS FLUX 420Lm VOLTAGE 220-240V FREQUENCY 50-60Hz MATERIAL GLASS BEAM ANGLE 300° LED TYPE FILAMENT BULB SHAPE C35T CAP - BASE E14



CCT • 3000K	Product Code LA36-00410	EAN code 605036694357	WATT 4W LUMINOUS FLUX 420Lm VOLTAGE 220-240V FREQUENCY 50-60Hz MATERIAL GLASS BEAM ANGLE 300° LED TYPE FILAMENT BULB SHAPE C35 CAP - BASE E14



CCT • 3000K	Product Code LA01-00510	EAN code 8605036611385	WATT 5W LUMINOUS FLUX 580Lm VOLTAGE 220-240V FREQUENCY 50-60Hz MATERIAL GLASS BEAM ANGLE 300° LED TYPE FILAMENT BULB SHAPE C35 CAP - BASE E14



CCT • 3000K	Product Code LA13-02021	EAN code 8605036611408	WATT 4W LUMINOUS FLUX 420Lm VOLTAGE 220-240V FREQUENCY 50-60Hz MATERIAL GLASS BEAM ANGLE 300° LED TYPE FILAMENT BULB SHAPE A60 CAP - BASE E27



CCT • 3000K	Product Code LA38-00820	EAN code 8605036694395	WATT 8W LUMINOUS FLUX 850Lm VOLTAGE 220-240V FREQUENCY 50-60Hz MATERIAL GLASS BEAM ANGLE 300° LED TYPE FILAMENT BULB SHAPE A60 CAP - BASE E27



CCT • 3000K	Product Code LA13-03020	EAN code 8605036611415	WATT 13W LUMINOUS FLUX 1500Lm VOLTAGE 220-240V FREQUENCY 50-60Hz MATERIAL GLASS BEAM ANGLE 300° LED TYPE FILAMENT BULB SHAPE A67 CAP - BASE E27



CCT • 2700K	Product Code LA13-03021	EAN code 8605036611422	WATT 4W LUMINOUS FLUX 420Lm VOLTAGE 220-240V FREQUENCY 50-60Hz MATERIAL GLASS BEAM ANGLE 300° LED TYPE FILAMENT BULB SHAPE St64 CAP - BASE E27



CCT • 2700K	Product Code LB46-00420	EAN code 8605036694401	WATT 4W LUMINOUS FLUX 360Lm VOLTAGE 220-240V FREQUENCY 50-60Hz MATERIAL GLASS BEAM ANGLE 300° LED TYPE FILAMENT BULB SHAPE St64 CAP - BASE E27



CCT • 2700K	Product Code LA13-04020	EAN code 8605036611439	WATT 8W LUMINOUS FLUX 850Lm VOLTAGE 220-240V FREQUENCY 50-60Hz MATERIAL GLASS BEAM ANGLE 300° LED TYPE FILAMENT BULB SHAPE St64 CAP - BASE E27



CCT • 2700K	Product Code LA13-04021	EAN code 8605036611446	WATT 8W LUMINOUS FLUX 720Lm VOLTAGE 220-240V FREQUENCY 50-60Hz MATERIAL GLASS BEAM ANGLE 300° LED TYPE FILAMENT BULB SHAPE St64 CAP - BASE E27

FILAMENT

LED Bulbs



CCT • 2700K	Product Code LB47-00820	EAN code 8605036694418	WATT 8W LUMINOUS FLUX 720Lm VOLTAGE 220-240V FREQUENCY 50-60Hz MATERIAL GLASS BEAM ANGLE 300° LED TYPE FILAMENT BULB SHAPE G95 CAP - BASE E27



CCT • 2700K	Product Code LB48-00820	EAN code 8605036694425	WATT 8W LUMINOUS FLUX 720Lm VOLTAGE 220-240V FREQUENCY 50-60Hz MATERIAL GLASS BEAM ANGLE 300° LED TYPE FILAMENT BULB SHAPE G125 CAP - BASE E27



CCT • 2700K	Product Code LB62-00620	EAN code 8605036694432	WATT 6W LUMINOUS FLUX 660Lm VOLTAGE 220-240V FREQUENCY 50-60Hz MATERIAL GLASS BEAM ANGLE 300° LED TYPE FILAMENT BULB SHAPE T30 CAP - BASE E27



CCT • 3000K	Product Code LA34-00410	EAN code 8605036694371	WATT 4W LUMINOUS FLUX 360Lm VOLTAGE 220-240V FREQUENCY 50-60Hz MATERIAL GLASS BEAM ANGLE 300° LED TYPE FILAMENT BULB SHAPE P45 CAP - BASE E14




CCT • 3000K	Product Code LA34-00420	EAN code 8605036694388	WATT 4W LUMINOUS FLUX 360Lm VOLTAGE 220-240V FREQUENCY 50-60Hz MATERIAL GLASS BEAM ANGLE 300° LED TYPE FILAMENT BULB SHAPE G45 CAP - BASE E27



CCT	Product Code	EAN code	WATT
• 3000K	LA13-02020	8605036611392	5W
			LUMINOUS FLUX 580Lm
			VOLTAGE 220-240V
			FREQUENCY 50-60Hz
			MATERIAL GLASS
			BEAM ANGLE 300°
			LED TYPE FILAMENT
			BULB SHAPE G45
			CAP - BASE E27

FILAMENT LED BULBS

LED Filament bulbs look just like their traditional incandescent counterparts thanks to a unique new LED technology that allows for very small LED emitters to be arranged in a linear filament style package. The end result is a bulb that functions and looks virtually identical to an incandescent bulb. The best part is LED filament bulbs can come in all shapes and sizes just like incandescent bulbs. The filament LEDs can even be made with super warm 2700K color temperatures or coated glass to provide a vintage look just like original Edison or Marconi style filament bulbs.



Advanced Series

LED BULBS

For more information visit
www.lambario.com





CCT	Product Code	EAN code	WATT 4.8W
• 3000K	LA24-00550	8605036696139	LUMINOUS FLUX 350Lm
• 4000K	LA24-00551	8605036609757	VOLTAGE 220-240V
• 6400K	LA24-00553	8605036696146	FREQUENCY 50-60Hz
			MATERIAL PC
			BEAM ANGLE 38°
			LED TYPE SMD
			BULB SHAPE Mr16
			CAP - BASE Gu10



CCT	Product Code	EAN code	WATT 6W
• 3000K	LA24-00750	8605036696153	LUMINOUS FLUX 450Lm
• 4000K	LA24-00751	8605036609764	VOLTAGE 220-240V
• 6400K	LA24-00753	8605036696160	FREQUENCY 50-60Hz
			MATERIAL PC
			BEAM ANGLE 38°
			LED TYPE SMD
			BULB SHAPE Mr16
			CAP - BASE Gu10



CCT	Product Code	EAN code	WATT 8W
• 3000K	LA26-00750	8605036609832	LUMINOUS FLUX 600Lm
• 4000K	LA26-00751	8605036609849	VOLTAGE 220-240V
• 6400K	LA26-00753	8605036609856	FREQUENCY 50-60Hz
			MATERIAL PC
			BEAM ANGLE 38°
			LED TYPE SMD
			BULB SHAPE Mr16
			CAP - BASE Gu10



CCT	Product Code	EAN code	WATT 5.5W
• 3000K	LA30-00590	8605036610227	LUMINOUS FLUX 380Lm
• 4000K	LA30-00591	8605036610234	VOLTAGE 220-240V
• 6400K	LA30-00593	8605036610241	FREQUENCY 50-60Hz
			MATERIAL PC
			BEAM ANGLE 38°
			LED TYPE SMD
			BULB SHAPE Mr16
			CAP - BASE Gu10



CCT	Product Code	EAN code	WATT 4.8W
• 3000K	LA25-00550	8605036609771	LUMINOUS FLUX 420Lm
• 4000K	LA25-00551	8605036609788	VOLTAGE 220-240V
• 6400K	LA25-00553	8605036609795	FREQUENCY 50-60Hz
			MATERIAL PC
			BEAM ANGLE 38°
			LED TYPE SMD
			BULB SHAPE Mr16
			CAP - BASE Gu10



CCT	Product Code	EAN code	WATT 6W
• 3000K	LA25-00750	8605036609801	LUMINOUS FLUX 520Lm
• 4000K	LA25-00751	8605036609818	VOLTAGE 220-240V
• 6400K	LA25-00753	8605036609825	FREQUENCY 50-60Hz
			MATERIAL PC
			BEAM ANGLE 38°
			LED TYPE SMD
			BULB SHAPE Mr16
			CAP - BASE Gu10

LED BULBS

Advanced Series

Gu10 LED LAMPS

The perfect replacement for traditional halogen bulbs as applicable in ceiling fixtures, as well as in directional lighting. These lamps maintain the main design advantages of LED technology, allowing for energy savings of up to 90% and a very wide range of beam angles.



Advanced Series

LED BULBS

For more information visit
www.lambario.com



Advanced Series | LED BULBS



CCT	Product Code	EAN code	WATT
• 3000K	LA29-00240	8605036694999	2W
• 4200K	LA29-00241	8605036695002	LUMINOUS FLUX 150Lm
• 6400K	LA29-00243	8605036695019	VOLTAGE 12VAC/DC

FREQUENCY 50-60Hz
 MATERIAL PC
 BEAM ANGLE 300°
 LED TYPE SMD
 BULB SHAPE 360D
 CAP - BASE G4

2 years WARRANTY 30000 hours 300° Beam Angle **IP20**



CCT	Product Code	EAN code	WATT
• 3000K	LA29-00340	8605036695026	3W
• 4200K	LA29-00341	8605036695033	LUMINOUS FLUX 240Lm
• 6400K	LA29-00343	8605036695040	VOLTAGE 220-240V

FREQUENCY 50-60Hz
 MATERIAL PC
 BEAM ANGLE 300°
 LED TYPE SMD
 BULB SHAPE 360D
 CAP - BASE G4

2 years WARRANTY 30000 hours 300° Beam Angle **IP20**



CCT	Product Code	EAN code	WATT
• 3000K	LA29-00390	8605036695057	2W
• 4000K	LA29-00391	8605036695064	LUMINOUS FLUX 240Lm
• 6400K	LA29-00393	8605036695071	VOLTAGE 220-240V

FREQUENCY 50-60Hz
 MATERIAL PC
 BEAM ANGLE 300°
 LED TYPE SMD
 BULB SHAPE 360D
 CAP - BASE G9

F A I G
 2 years WARRANTY 30000 hours 300° Beam Angle **IP20**



CCT	Product Code	EAN code	WATT
• 3000K	LA29-00790	8605036695088	7W
• 4200K	LA29-00791	8605036695095	LUMINOUS FLUX 600Lm
• 6400K	LA29-00793	8605036695101	VOLTAGE 220-240V

FREQUENCY 50-60Hz
 MATERIAL PC
 BEAM ANGLE 300°
 LED TYPE SMD
 BULB SHAPE 360D
 CAP - BASE G9

2 years WARRANTY 30000 hours 300° Beam Angle **IP20**



CCT	Product Code	EAN code	WATT
• 3000K	LA29-01090	8605036695118	10W
• 4200K	LA29-01091	8605036695125	LUMINOUS FLUX 1000Lm
• 6400K	LA29-01093	8605036695132	VOLTAGE 220-240V

FREQUENCY 50-60Hz
 MATERIAL CERAMIC
 BEAM ANGLE 300°
 LED TYPE SMD
 BULB SHAPE 360D
 CAP - BASE G9

F A I G
 2 years WARRANTY 30000 hours 300° Beam Angle **IP20**

Technical information above may have tolerance +10%. For final update information please visit website



CCT	Product Code	EAN code	WATT
• 3000K	LA30-01090	8605036698201	12W
• 4000K	LA30-01091	8605036698218	LUMINOUS FLUX 1200Lm
• 6400K	LA30-01093	8605036698225	VOLTAGE 220-240V
			FREQUENCY 50-60Hz
			MATERIAL CERAMIC
			BEAM ANGLE 300°
			LED TYPE SMD
			BULB SHAPE 360D
			CAP - BASE G9



CCT	Product Code	EAN code	WATT
• 3000K	LA29-40390	8605036696078	2.2W
• 4000K	LA29-40391	8605036696085	LUMINOUS FLUX 300Lm
• 6400K	LA29-40393	8605036696092	VOLTAGE 220-240V
			FREQUENCY 50-60Hz
			MATERIAL GLASS
			BEAM ANGLE 300°
			LED TYPE SMD
			BULB SHAPE 360D
			CAP - BASE G9



CCT	Product Code	EAN code	WATT
• 3000K	LA30-40390	8605036698232	4W
• 4000K	LA30-40391	8605036698249	LUMINOUS FLUX 450Lm
• 6400K	LA30-40393	8605036698256	VOLTAGE 220-240V
			FREQUENCY 50-60Hz
			MATERIAL GLASS
			BEAM ANGLE 300°
			LED TYPE SMD
			BULB SHAPE 360D
			CAP - BASE G9

G4 & G9 LED LAMPS

The perfect replacement for traditional halogen bulbs as applicable in ceiling fixtures, as well as in directional lighting. These lamps maintain the main design advantages of LED technology, allowing for energy savings of up to 90% and a very wide range of beam angles.



LED Interior Lighting

LED TUBE

For more information visit
www.lambario.com





TWO SIDE POWER INPUT

CCT	Product Code	EAN code	WATT
• 3000K	LA52-00680	8605036695675	9W
• 4000K	LA52-00681	8605036695682	
• 6400K	LA52-00683	8605036695699	

LUMINOUS FLUX	900Lm
VOLTAGE	185-265V
FREQUENCY	50-60Hz
MATERIAL	GLASS+PC
BEAM ANGLE	360°
LED TYPE	SMD
SERIES	LED TUBE
CAP - BASE	G13

2 years WARRANTY	30000 hours	360° Beam Angle	IP20
------------------	-------------	-----------------	-------------



WITH STARTER

CCT	Product Code	EAN code	WATT
• 3000K	LA53-01280	8605036609481	18W
• 4200K	LA53-01281	8605036609498	
• 6400K	LA53-01283	8605036609504	

LUMINOUS FLUX	1800Lm
VOLTAGE	185-265V
FREQUENCY	50-60Hz
MATERIAL	GLASS+PC
BEAM ANGLE	360°
LED TYPE	SMD
SERIES	LED TUBE
CAP - BASE	G13

2 years WARRANTY	30000 hours	360° Beam Angle	IP20
------------------	-------------	-----------------	-------------



TWO SIDE POWER INPUT

CCT	Product Code	EAN code	WATT
• 3000K	LA52-01280	8605036695705	18W
• 4000K	LA52-01281	8605036695712	
• 6400K	LA52-01283	8605036695729	

LUMINOUS FLUX	1800Lm
VOLTAGE	185-265V
FREQUENCY	50-60Hz
MATERIAL	GLASS+PC
BEAM ANGLE	360°
LED TYPE	SMD
SERIES	LED TUBE
CAP - BASE	G13

2 years WARRANTY	30000 hours	360° Beam Angle	IP20
------------------	-------------	-----------------	-------------



WITH STARTER

CCT	Product Code	EAN code	WATT
• 3000K	LA53-01580	8605036609511	24W
• 4000K	LA53-01581	8605036609528	
• 6400K	LA53-01583	8605036609535	

LUMINOUS FLUX	2400Lm
VOLTAGE	185-265V
FREQUENCY	50-60Hz
MATERIAL	GLASS+PC
BEAM ANGLE	360°
LED TYPE	SMD
SERIES	LED TUBE
CAP - BASE	G13

2 years WARRANTY	30000 hours	360° Beam Angle	IP20
------------------	-------------	-----------------	-------------



TWO SIDE POWER INPUT

CCT	Product Code	EAN code	WATT
• 3000K	LA52-01580	8605036695736	24W
• 4200K	LA52-01581	8605036695743	
• 6400K	LA52-01583	8605036695750	

LUMINOUS FLUX	2400Lm
VOLTAGE	185-265V
FREQUENCY	50-60Hz
MATERIAL	GLASS+PC
BEAM ANGLE	360°
LED TYPE	SMD
SERIES	LED TUBE
CAP - BASE	G13

2 years WARRANTY	30000 hours	360° Beam Angle	IP20
------------------	-------------	-----------------	-------------



TWO SIDE POWER INPUT

CCT	Product Code	EAN code	WATT
• 3000K	LA52-03080	8605036695958	30W

LUMINOUS FLUX	3000Lm
VOLTAGE	185-265V
FREQUENCY	50-60Hz
MATERIAL	GLASS+PC
BEAM ANGLE	360°
LED TYPE	SMD
SERIES	LED TUBE
CAP - BASE	G13

2 years WARRANTY	30000 hours	360° Beam Angle	IP20
------------------	-------------	-----------------	-------------



WITH STARTER


CCT	Product Code	EAN code	WATT
• 3000K	LA53-00680	8605036609450	9W
• 4200K	LA53-00681	8605036609467	
• 6400K	LA53-00683	8605036609474	

LUMINOUS FLUX	900Lm
VOLTAGE	185-265V
FREQUENCY	50-60Hz
MATERIAL	GLASS+PC
BEAM ANGLE	360°
LED TYPE	SMD
SERIES	LED TUBE
CAP - BASE	G13

2 years WARRANTY	30000 hours	360° Beam Angle	IP20
------------------	-------------	-----------------	-------------

LED TUBES


The ultra-affordable LED Tubes represent the perfect replacement for fluorescent lights, with all the efficiency gains that LEDs provide. The total savings on money, energy and maintenance during the average lifetime of one LED tube provide for up to 50% costs savings vis-à-vis fluorescent lights.



LED Interior Lighting

LED STRIP LIGHTS

For more information visit
www.lambario.com



CCT	Product Code	EAN code	WATT
• 3000K	LS01-00100	8605036694067	9W
			LUMINOUS FLUX 700Lm
			VOLTAGE 12VDC
			FREQUENCY 50-60Hz
			MATERIAL COPPER
			BEAM ANGLE 120°
			LED TYPE 2835
			LENGHT 5M/ROLL

3 years WARRANTY **30000 hours** **120°** **IP20**

CCT	Product Code	EAN code	WATT
• 6500K	LS01-00103	8605036694074	9W
			LUMINOUS FLUX 700Lm
			VOLTAGE 12VDC
			FREQUENCY 50-60Hz
			MATERIAL COPPER
			BEAM ANGLE 120°
			LED TYPE 2835
			LENGHT 5M/ROLL

3 years WARRANTY **30000 hours** **120°** **IP20**

CCT	Product Code	EAN code	WATT
• RED	LS01-00104	8605036694081	4.8W
			LUMINOUS FLUX 22Lm
			VOLTAGE 12VDC
			FREQUENCY 50-60Hz
			MATERIAL COPPER
			BEAM ANGLE 120°
			LED TYPE 2835
			LENGHT 5M/ROLL


3 years WARRANTY **30000 hours** **120°** **IP20**

CCT	Product Code	EAN code	WATT
• GREEN	LS01-00105	8605036694098	9W
			LUMINOUS FLUX 22Lm
			VOLTAGE 12VDC
			FREQUENCY 50-60Hz
			MATERIAL COPPER
			BEAM ANGLE 120°
			LED TYPE 2835
			LENGHT 5M/ROLL

3 years WARRANTY **30000 hours** **120°** **IP20**

CCT	Product Code	EAN code	WATT
• BLUE	LS01-00106	8605036694104	4.8W
			LUMINOUS FLUX 22Lm
			VOLTAGE 12VDC
			FREQUENCY 50-60Hz
			MATERIAL COPPER
			BEAM ANGLE 120°
			LED TYPE 2835
			LENGHT 5M/ROLL

3 years WARRANTY **30000 hours** **120°** **IP20**



CCT	Product Code	EAN code	WATT
• 3000K	LS01-00200	8605036694111	9W
			LUMINOUS FLUX 700Lm
			VOLTAGE 12VDC
			FREQUENCY 50-60Hz
			MATERIAL COPPER
			BEAM ANGLE 120°
			LED TYPE 2835
			LENGHT 5M/ROLL

3 years WARRANTY **30000** hours **120°** beam angle **IP20**

G A T G

CCT	Product Code	EAN code	WATT
• 6500K	LS01-00203	8605036694128	9W
			LUMINOUS FLUX 700Lm
			VOLTAGE 12VDC
			FREQUENCY 50-60Hz
			MATERIAL COPPER
			BEAM ANGLE 120°
			LED TYPE 2835
			LENGHT 5M/ROLL

3 years WARRANTY **30000** hours **120°** beam angle **IP54**

G A T G

CCT	Product Code	EAN code	WATT
• RED	LS01-00204	8605036694135	4.8W
			LUMINOUS FLUX 22Lm
			VOLTAGE 12VDC
			FREQUENCY 50-60Hz
			MATERIAL COPPER
			BEAM ANGLE 120°
			LED TYPE 2835
			LENGHT 5M/ROLL

3 years WARRANTY **30000** hours **120°** beam angle **IP54**

G A T G

CCT	Product Code	EAN code	WATT
• GREEN	LS01-00205	8605036694142	4.8W
			LUMINOUS FLUX 22Lm
			VOLTAGE 12VDC
			FREQUENCY 50-60Hz
			MATERIAL COPPER
			BEAM ANGLE 120°
			LED TYPE 2835
			LENGHT 5M/ROLL

3 years WARRANTY **30000** hours **120°** beam angle **IP54**

G A T G

CCT	Product Code	EAN code	WATT
• BLUE	LS01-00206	8605036694159	4.8W
			LUMINOUS FLUX 22Lm
			VOLTAGE 12VDC
			FREQUENCY 50-60Hz
			MATERIAL COPPER
			BEAM ANGLE 120°
			LED TYPE 2835
			LENGHT 5M/ROLL

3 years WARRANTY **30000** hours **120°** beam angle **IP54**

G A T G

LED STRIP LIGHTS | LED Interior Lighting



CCT	Product Code	EAN code	WATT
• 3000K	LS01-00300	8605036693947	12W
			LUMINOUS FLUX 1000Lm
			VOLTAGE 12VDC
			FREQUENCY 50-60Hz
			MATERIAL COPPER
			BEAM ANGLE 120°
			LED TYPE 5050
			LENGHT 5M/ROLL

3 years WARRANTY **30000** hours **120°** beam angle **IP20**

G A T G

CCT	Product Code	EAN code	WATT
• 6500K	LS01-00303	8605036693954	12W
			LUMINOUS FLUX 1000Lm
			VOLTAGE 12VDC
			FREQUENCY 50-60Hz
			MATERIAL COPPER
			BEAM ANGLE 120°
			LED TYPE 5050
			LENGHT 5M/ROLL

3 years WARRANTY **30000** hours **120°** beam angle **IP20**

G A T G

CCT	Product Code	EAN code	WATT
• RED	LS01-00304	8605036693961	14.4W
			LUMINOUS FLUX 20Lm
			VOLTAGE 12VDC
			FREQUENCY 50-60Hz
			MATERIAL COPPER
			BEAM ANGLE 120°
			LED TYPE 5050
			LENGHT 5M/ROLL

3 years WARRANTY **30000** hours **120°** beam angle **IP20**

G A T G

CCT	Product Code	EAN code	WATT
• GREEN	LS01-00305	8605036693978	14.4W
			LUMINOUS FLUX 20Lm
			VOLTAGE 12VDC
			FREQUENCY 50-60Hz
			MATERIAL COPPER
			BEAM ANGLE 120°
			LED TYPE 5050
			LENGHT 5M/ROLL


3 years WARRANTY **30000** hours **120°** beam angle **IP20**

G A T G




CCT	Product Code	EAN code	WATT
• BLUE	LS01-00306	8605036693985	14.4W
			LUMINOUS FLUX 20Lm
			VOLTAGE 12VDC
			FREQUENCY 50-60Hz
			MATERIAL COPPER
			BEAM ANGLE 120°
			LED TYPE 5050
			LENGHT 5M/ROLL

3 years WARRANTY **30000** hours **120°** beam angle **IP20**




G A T G






CCT	Product Code	EAN code	WATT
• RGB	LS01-00309	8605036693992	14.4W
			LUMINOUS FLUX 1100Lm
			VOLTAGE 12VDC
			FREQUENCY 50-60Hz
			MATERIAL COPPER
			BEAM ANGLE 120°
			LED TYPE 5050
			LENGHT 5M/ROLL




IP20




CCT	Product Code	EAN code	WATT
• 3000K	LS01-00400	8605036694005	12W
			LUMINOUS FLUX 950Lm
			VOLTAGE 12VDC
			FREQUENCY 50-60Hz
			MATERIAL COPPER
			BEAM ANGLE 120°
			LED TYPE 5050
			LENGHT 5M/ROLL




IP54




CCT	Product Code	EAN code	WATT
• 6500K	LS01-00403	8605036694012	12W
			LUMINOUS FLUX 750Lm
			VOLTAGE 12VDC
			FREQUENCY 50-60Hz
			MATERIAL COPPER
			BEAM ANGLE 120°
			LED TYPE 5050
			LENGHT 5M/ROLL




IP54

CCT	Product Code	EAN code	WATT
• RED	LS01-00404	8605036694029	14.4W
			LUMINOUS FLUX 20Lm
			VOLTAGE 12VDC
			FREQUENCY 50-60Hz
			MATERIAL COPPER
			BEAM ANGLE 120°
			LED TYPE 5050
			LENGHT 5M/ROLL







IP54

CCT	Product Code	EAN code	WATT
• GREEN	LS01-00405	8605036694036	14.4W
			LUMINOUS FLUX 20Lm
			VOLTAGE 12VDC
			FREQUENCY 50-60Hz
			MATERIAL COPPER
			BEAM ANGLE 120°
			LED TYPE 5050
			LENGHT 5M/ROLL







IP54






CCT	Product Code	EAN code	WATT
• BLUE	LS01-00406	8605036694043	14.4W
			LUMINOUS FLUX 20Lm
			VOLTAGE 12VDC
			FREQUENCY 50-60Hz
			MATERIAL COPPER
			BEAM ANGLE 120°
			LED TYPE 5050
			LENGHT 5M/ROLL




IP54




CCT	Product Code	EAN code	WATT
• RGB	LS01-00409	8605036694050	14.4W
			LUMINOUS FLUX 1000Lm
			VOLTAGE 12VDC
			FREQUENCY 50-60Hz
			MATERIAL COPPER
			BEAM ANGLE 120°
			LED TYPE 5050
			LENGHT 5M/ROLL




IP54




CCT	Product Code	EAN code	WATT
• 3000K • 4000K • 6500K	LS02-00409	86050366909306	14W
			LUMINOUS FLUX 1400Lm
			VOLTAGE 24VDC
			FREQUENCY 50-60Hz
			MATERIAL COPPER
			BEAM ANGLE 120°
			LED TYPE 5050
			LENGHT 5M/ROLL




IP20


CCT	Product Code	EAN code	WATT
• 3000K • 4200K • 6400K • RGB	LS02-00459	86050366909375	14.4W
			LUMINOUS FLUX 200Lm
			VOLTAGE 24VDC
			FREQUENCY 50-60Hz
			MATERIAL COPPER
			BEAM ANGLE 120°
			LED TYPE 5050
			LENGHT 5M/ROLL




IP20

CCT	Product Code	EAN code	WATT
• 3000K	LS02-00100	86050366909153	11W
			LUMINOUS FLUX 1200Lm
			VOLTAGE 24VDC
			FREQUENCY 50-60Hz
			MATERIAL COPPER
			BEAM ANGLE 120°
			LED TYPE 2835
			LENGHT 5M/ROLL




IP20

LED STRIP LIGHTS | LED Interior Lighting



CCT	Product Code	EAN code	WATT
• 4000K	LS03-00459	8605036609160	11W
			LUMINOUS FLUX 1200Lm
			VOLTAGE 24VDC
			FREQUENCY 50-60Hz
			MATERIAL COPPER
			BEAM ANGLE 120°
			LED TYPE 2835
			LENGHT 5M/ROLL

F AIG

3 years WARRANTY 30000 hours 120° beam angle **IP20**

CCT	Product Code	EAN code	WATT
• 6500K	LS02-00103	8605036609177	11W
			LUMINOUS FLUX 1200Lm
			VOLTAGE 24VDC
			FREQUENCY 50-60Hz
			MATERIAL COPPER
			BEAM ANGLE 120°
			LED TYPE 2835
			LENGHT 5M/ROLL

F AIG

3 years WARRANTY 30000 hours 120° beam angle **IP20**

CCT	Product Code	EAN code	WATT
• 3000K	LS02-00200	8605036609184	20W
			LUMINOUS FLUX 2000Lm
			VOLTAGE 24VDC
			FREQUENCY 50-60Hz
			MATERIAL COPPER
			BEAM ANGLE 120°
			LED TYPE 5050
			LENGHT 5M/ROLL

F AIG

3 years WARRANTY 30000 hours 120° beam angle **IP20**

CCT	Product Code	EAN code	WATT
• 4000K	LS02-00304	8605036609191	20W
			LUMINOUS FLUX 2000Lm
			VOLTAGE 24VDC
			FREQUENCY 50-60Hz
			MATERIAL COPPER
			BEAM ANGLE 120°
			LED TYPE 5050
			LENGHT 5M/ROLL

F AIG

3 years WARRANTY 30000 hours 120° beam angle **IP20**


CCT	Product Code	EAN code	WATT
• 6500K	LS02-00203	8605036609207	20W
			LUMINOUS FLUX 2000Lm
			VOLTAGE 24VDC
			FREQUENCY 50-60Hz
			MATERIAL COPPER
			BEAM ANGLE 120°
			LED TYPE 5050
			LENGHT 5M/ROLL

F AIG

3 years WARRANTY 30000 hours 120° beam angle **IP20**

LED STRIP LIGHTS

LED Interior Lighting



CCT	Product Code	EAN code	WATT
• 4000K	LS03-00454	8605036609122	12W
			LUMINOUS FLUX 1100Lm
			VOLTAGE 12VDC
			FREQUENCY 50-60Hz
			MATERIAL COPPER
			BEAM ANGLE 120°
			LED TYPE 5050
			LENGHT 5M/ROLL

G AIG

3 years WARRANTY 30000 hours 120° beam angle **IP20**

CCT	Product Code	EAN code	WATT
• 4000K	LS03-00455	8605036609139	12W
			LUMINOUS FLUX 850Lm
			VOLTAGE 12VDC
			FREQUENCY 50-60Hz
			MATERIAL COPPER
			BEAM ANGLE 120°
			LED TYPE 5050
			LENGHT 5M/ROLL

G AIG

3 years WARRANTY 30000 hours 120° beam angle **IP54**

CCT	Product Code	EAN code	WATT
• 4000K	LS03-00450	8605036609108	9W
			LUMINOUS FLUX 700Lm
			VOLTAGE 12VDC
			FREQUENCY 50-60Hz
			MATERIAL COPPER
			BEAM ANGLE 120°
			LED TYPE 5050
			LENGHT 5M/ROLL

G AIG

3 years WARRANTY 30000 hours 120° beam angle **IP20**

CCT	Product Code	EAN code	WATT
• 4000K	LS03-00453	8605036609115	9W
			LUMINOUS FLUX 700Lm
			VOLTAGE 12VDC
			FREQUENCY 50-60Hz
			MATERIAL COPPER
			BEAM ANGLE 120°
			LED TYPE 5050
			LENGHT 5M/ROLL


G AIG

3 years WARRANTY 30000 hours 120° beam angle **IP54**




CCT	Product Code	EAN code	WATT
• 6400K	LS01-00453	8605036694302	14.4W
			LUMINOUS FLUX 12Lm
			VOLTAGE 12VDC
			FREQUENCY 50-60Hz
			MATERIAL COPPER
			BEAM ANGLE 120°
			LED TYPE 5050
			LENGHT 5M/ROLL

G AIG




3 years WARRANTY 30000 hours 120° beam angle **IP54**






CCT	Product Code	EAN code	WATT
• RED	LS01-00454	8605036694319	14.4W
			LUMINOUS FLUX 12Lm
			VOLTAGE 12VDC
			FREQUENCY 50-60Hz
			MATERIAL COPPER
			BEAM ANGLE 120°
			LED TYPE 5050
			LENGHT 5M/ROLL




IP54




CCT	Product Code	EAN code	WATT
• GREEN	LS01-00455	8605036694326	14.4W
			LUMINOUS FLUX 12Lm
			VOLTAGE 12VDC
			FREQUENCY 50-60Hz
			MATERIAL COPPER
			BEAM ANGLE 120°
			LED TYPE 5050
			LENGHT 5M/ROLL




IP54




CCT	Product Code	EAN code	WATT
• BLUE	LS01-00456	8605036694333	14.4W
			LUMINOUS FLUX 12Lm
			VOLTAGE 12VDC
			FREQUENCY 50-60Hz
			MATERIAL COPPER
			BEAM ANGLE 120°
			LED TYPE 5050
			LENGHT 5M/ROLL




IP54

CCT	Product Code	EAN code	WATT
• RGB	LS01-00459	8605036694340	14.4W
			LUMINOUS FLUX 12Lm
			VOLTAGE 12VDC
			FREQUENCY 50-60Hz
			MATERIAL COPPER
			BEAM ANGLE 120°
			LED TYPE 5050
			LENGHT 5M/ROLL







IP54

CCT	Product Code	EAN code	WATT
• 3000K	LS02-00400	8605036609245	14.4W
			LUMINOUS FLUX 15Lm
			VOLTAGE 220VAC
			FREQUENCY 50-60Hz
			MATERIAL COPPER
			BEAM ANGLE 120°
			LED TYPE 5730
			LENGHT 5M/ROLL







IP54






CCT	Product Code	EAN code	WATT
• RED	LS02-00404	8605036609276	14.4W
			LUMINOUS FLUX 15Lm
			VOLTAGE 220VAC
			FREQUENCY 50-60Hz
			MATERIAL COPPER
			BEAM ANGLE 120°
			LED TYPE 5730
			LENGHT 5M/ROLL




IP54




CCT	Product Code	EAN code	WATT
• GREEN	LS02-00405	8605036609283	14.4W
			LUMINOUS FLUX 15Lm
			VOLTAGE 220VAC
			FREQUENCY 50-60Hz
			MATERIAL COPPER
			BEAM ANGLE 120°
			LED TYPE 5730
			LENGHT 5M/ROLL




IP54




CCT	Product Code	EAN code	WATT
• BLUE	LS02-00406	8605036609290	14.4W
			LUMINOUS FLUX 15Lm
			VOLTAGE 220VAC
			FREQUENCY 50-60Hz
			MATERIAL COPPER
			BEAM ANGLE 120°
			LED TYPE 5730
			LENGHT 5M/ROLL





IP54

CCT	Product Code	EAN code	WATT
• 4200K	LS02-00309	8605036609320	18W
			LUMINOUS FLUX 15Lm
			VOLTAGE 220VAC
			FREQUENCY 50-60Hz
			MATERIAL COPPER
			BEAM ANGLE 120°
			LED TYPE 5730
			LENGHT 5M/ROLL




IP54

CCT	Product Code	EAN code	WATT
• RED	LS02-00454	8605036609344	18W
			LUMINOUS FLUX 15Lm
			VOLTAGE 220VAC
			FREQUENCY 50-60Hz
			MATERIAL COPPER
			BEAM ANGLE 120°
			LED TYPE 5730
			LENGHT 5M/ROLL




IP54



CCT	Product Code	EAN code	WATT
• GREEN	LS02-00455	8605036609351	18W
			LUMINOUS FLUX 15Lm
			VOLTAGE 220VAC
			FREQUENCY 50-60Hz
			MATERIAL COPPER
			BEAM ANGLE 120°
			LED TYPE 5730
			LENGHT 5M/ROLL

2 years WARRANTY 30000 hours 120° beam angle IP54

CCT	Product Code	EAN code	WATT
• BLUE	LS02-00456	8605036609368	18W
			LUMINOUS FLUX 15Lm
			VOLTAGE 220VAC
			FREQUENCY 50-60Hz
			MATERIAL COPPER
			BEAM ANGLE 120°
			LED TYPE 5730
			LENGHT 5M/ROLL

2 years WARRANTY 30000 hours 120° beam angle IP54

CCT	Product Code	EAN code	WATT
• RED	LS02-00504	8605036609412	10W
			LUMINOUS FLUX 15Lm
			VOLTAGE 220VAC
			FREQUENCY 50-60Hz
			MATERIAL COPPER
			BEAM ANGLE 120°
			LED TYPE 2835
			LENGHT 5M/ROLL

2 years WARRANTY 30000 hours 120° beam angle IP54


CCT	Product Code	EAN code	WATT
• GREEN	LS02-00505	8605036609429	10W
			LUMINOUS FLUX 15Lm
			VOLTAGE 220VAC
			FREQUENCY 50-60Hz
			MATERIAL COPPER
			BEAM ANGLE 120°
			LED TYPE 2835
			LENGHT 5M/ROLL

2 years WARRANTY 30000 hours 120° beam angle IP54

CCT	Product Code	EAN code	WATT
• BLUE	LS05-00105	8605036613877	11W
			LUMINOUS FLUX 15Lm
			VOLTAGE 12VDC
			FREQUENCY 50-60Hz
			MATERIAL COPPER
			BEAM ANGLE 120°
			LED TYPE 2835
			LENGHT 5M/ROLL

3 years WARRANTY 30000 hours 120° beam angle IP54

LED STRIP LIGHTS
LED Interior Lighting



CCT	Product Code	EAN code	WATT
• RED	LS05-00106	8605036613884	11W
			LUMINOUS FLUX 15Lm
			VOLTAGE 12VDC
			FREQUENCY 50-60Hz
			MATERIAL COPPER
			BEAM ANGLE 120°
			LED TYPE 2835
			LENGHT 5M/ROLL

2 years WARRANTY 30000 hours 120° beam angle IP54

CCT	Product Code	EAN code	WATT
• AMBER	LS05-00204	8605036613914	11W
			LUMINOUS FLUX 15Lm
			VOLTAGE 12VDC
			FREQUENCY 50-60Hz
			MATERIAL COPPER
			BEAM ANGLE 120°
			LED TYPE 2835
			LENGHT 5M/ROLL

3 years WARRANTY 30000 hours 120° beam angle IP54

CCT	Product Code	EAN code	WATT
• GREEN	LS05-00200	8605036613891	11W
			LUMINOUS FLUX 15Lm
			VOLTAGE 12VDC
			FREQUENCY 50-60Hz
			MATERIAL COPPER
			BEAM ANGLE 120°
			LED TYPE 2835
			LENGHT 5M/ROLL

3 years WARRANTY 30000 hours 120° beam angle IP54

CCT	Product Code	EAN code	WATT
• PURPLE	LS05-00203	8605036613907	11W
			LUMINOUS FLUX 15Lm
			VOLTAGE 12VDC
			FREQUENCY 50-60Hz
			MATERIAL COPPER
			BEAM ANGLE 120°
			LED TYPE 2835
			LENGHT 5M/ROLL

3 years WARRANTY 30000 hours 120° beam angle IP54

CCT	Product Code	EAN code	WATT
• RGB	LS05-00205	8605036613921	11W
			LUMINOUS FLUX 15Lm
			VOLTAGE 12VDC
			FREQUENCY 50-60Hz
			MATERIAL COPPER
			BEAM ANGLE 120°
			LED TYPE 2835
			LENGHT 5M/ROLL

3 years WARRANTY 30000 hours 120° beam angle IP54



CCT	Product Code	EAN code	WATT
• 3000K	LS05-00100	8605036613846	11W
• 4000K	LS05-00103	8605036613853	
• 6500K	LS05-00104	8605036613860	

LUMINOUS FLUX 1300Lm
VOLTAGE 12VDC
FREQUENCY 50-60Hz
MATERIAL COPPER
BEAM ANGLE 120°
LED TYPE 2835
LENGHT 5M/ROLL



CCT	Product Code	EAN code	WATT
• 3000K	LS02-00104	8605036611514	6W
• 4000K	LS02-00105	8605036611521	
• 6500K	LS02-00106	8605036611538	

LUMINOUS FLUX 700Lm
VOLTAGE 24VDC
FREQUENCY 50-60Hz
MATERIAL COPPER
BEAM ANGLE 120°
LED TYPE 5050
LENGHT 5M/ROLL



CCT	Product Code	EAN code	WATT
• 3000K	LS04-00100	8605036613815	11W
• 4000K	LS04-00104	8605036613839	
• 6500K	LS04-00103	8605036613822	

LUMINOUS FLUX 1100Lm
VOLTAGE 24VDC
FREQUENCY 50-60Hz
MATERIAL COPPER
BEAM ANGLE 120°
LED TYPE 5050
LENGHT 5M/ROLL



CCT	Product Code	EAN code	WATT
• AMBER	LS02-00204	8605036611545	9W

LUMINOUS FLUX 600Lm
VOLTAGE 12VDC
FREQUENCY 50-60Hz
MATERIAL COPPER
BEAM ANGLE 120°
LED TYPE 5050
LENGHT 5M/ROLL



CCT	Product Code	EAN code	WATT
• RGB	LS04-00309	8605036615871	14.4W

LUMINOUS FLUX 1100Lm
VOLTAGE 24VDC
FREQUENCY 50-60Hz
MATERIAL COPPER
BEAM ANGLE 120°
LED TYPE 5050
LENGHT 5M/ROLL



LED CONTROLLERS

LED Controllers allow for a wide variety of pre-programmed functions to be executed through lighting, such as RGB color changes for suitable products, dimming functionality, patterned lighting, remote control. Additional functionalities are variable based on the power supply and lighting products used.



Remote for Led Strip

RGB CONTROLER

For more information visit
www.lambario.com





COLOR	Product Code	EAN code	WATT
GREY	LY30-01120	8605036695439	216W
			AMPERS 24A
			VOLTAGE 12V
			FREQUENCY 50-60Hz
			MATERIAL AL
			OUTPUT 12V
			MODEL CONTROLLER
			SERIES RGB
			2 years WARRANTY IP20



COLOR	Product Code	EAN code	WATT
BLACK	LY20-01120	8605036611453	216W
			AMPERS 15A
			VOLTAGE 24V
			FREQUENCY 50-60Hz
			MATERIAL PC
			OUTPUT 24V
			MODEL LED AMPLIFIER
			SERIES RGB+CCT
			2 years WARRANTY IP20



COLOR	Product Code	EAN code	WATT
WHITE	LY30-01130	8605036695446	72W
			AMPERS 2A
			VOLTAGE 12V
			FREQUENCY 50-60Hz
			MATERIAL AL
			OUTPUT 12V
			MODEL CONTROLLER
			SERIES RGB
			2 years WARRANTY IP20



COLOR	Product Code	EAN code	WATT
WHITE	LY20-01010	8605036611460	216W
			AMPERS 6A
			VOLTAGE 24V
			FREQUENCY 50-60Hz
			MATERIAL PC
			OUTPUT 24V
			MODEL CONTROLLER
			SERIES CCT
			2 years WARRANTY IP20



COLOR	Product Code	EAN code	WATT
WHITE	LY30-01140	8605036695453	144W
			AMPERS 12A
			VOLTAGE 12V
			FREQUENCY 50-60Hz
			MATERIAL AL
			OUTPUT 12V
			MODEL CONTROLLER
			SERIES RGB
			2 years WARRANTY IP20



COLOR	Product Code	EAN code	WATT
WHITE	LY20-01130	8605036611477	72W
			AMPERS 12A
			VOLTAGE 24V
			FREQUENCY 50-60Hz
			MATERIAL PC
			OUTPUT 24V
			MODEL AMPLIFIER
			SERIES CCT
			2 years WARRANTY IP20



COLOR	Product Code	EAN code	WATT
GREY	LY30-01010	8605036695415	144W
			AMPERS 18A
			VOLTAGE 12V
			FREQUENCY 50-60Hz
			MATERIAL AL
			OUTPUT 12V
			MODEL LED AMPLIFIER
			SERIES RGB
			2 years WARRANTY IP20



COLOR	Product Code	EAN code	WATT
WHITE	LY20-01020	8605036611484	72W
			AMPERS 12A
			VOLTAGE 24V
			FREQUENCY 50-60Hz
			MATERIAL PC
			OUTPUT 24V
			MODEL AMPLIFIER
			SERIES RGB+CCT
			2 years WARRANTY IP20



COLOR	Product Code	EAN code	WATT
BLACK	LY30-01020	8605036695422	216W
			AMPERS 24A
			VOLTAGE 12V
			FREQUENCY 50-60Hz
			MATERIAL AL
			OUTPUT 12V
			MODEL LED AMPLIFIER
			SERIES RGB
			2 years WARRANTY IP20

RGB CONTROLLER

Remote for Led Strip



LED Interior

POWER SUPPLY

For more information visit
www.lambario.com



COLOR	Product Code	EAN code	WATT
GREY	LY02-00350	8605036699635	15W
			OUTPUT 12V 1.25A
			VOLTAGE 220-240V
			FREQUENCY 50-60Hz
			MATERIAL AL
			MODEL POWER SUPPLY
			WORKING TEMP Ta=40°C



2 years WARRANTY **IP20**



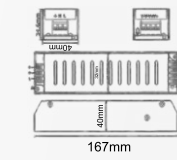
COLOR	Product Code	EAN code	WATT
GREY	LY02-00250	8605036694647	25W
			OUTPUT 12V 2A
			VOLTAGE 220-240V
			FREQUENCY 50-60Hz
			MATERIAL AL
			MODEL POWER SUPPLY
			WORKING TEMP Ta=40°C



2 years WARRANTY **IP20**



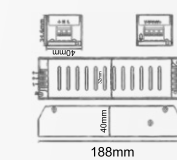
COLOR	Product Code	EAN code	WATT
GREY	LY02-00600	8605036694654	60W
			OUTPUT 12V 5A
			VOLTAGE 220-240V
			FREQUENCY 50-60Hz
			MATERIAL AL
			MODEL POWER SUPPLY
			WORKING TEMP Ta=40°C



2 years WARRANTY **IP20**



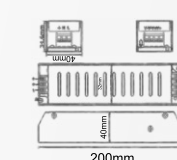
COLOR	Product Code	EAN code	WATT
GREY	LY02-01000	8605036694661	100W
			OUTPUT 12V 8.3A
			VOLTAGE 220-240V
			FREQUENCY 50-60Hz
			MATERIAL AL
			MODEL POWER SUPPLY
			WORKING TEMP Ta=40°C



2 years WARRANTY **IP20**



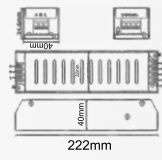
COLOR	Product Code	EAN code	WATT
GREY	LY02-01500	8605036694678	150W
			OUTPUT 12V 12.5A
			VOLTAGE 220-240V
			FREQUENCY 50-60Hz
			MATERIAL AL
			MODEL POWER SUPPLY
			WORKING TEMP Ta=40°C



2 years WARRANTY **IP20**



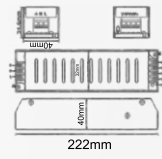
COLOR	Product Code	EAN code	WATT
GREY	LY02-02000	8605036694685	200W
			OUTPUT 12V 16.5A
			VOLTAGE 220-240V
			FREQUENCY 50-60Hz
			MATERIAL AL
			MODEL POWER SUPPLY
			WORKING TEMP Ta=40°C



2 years WARRANTY **IP20**



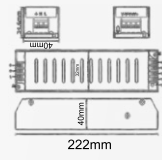
COLOR	Product Code	EAN code	WATT
GREY	LY02-02500	8605036694692	250W
			OUTPUT 12V 20.83A
			VOLTAGE 220-240V
			FREQUENCY 50-60Hz
			MATERIAL AL
			MODEL POWER SUPPLY
			WORKING TEMP Ta=40°C



2 years WARRANTY **IP20**



COLOR	Product Code	EAN code	WATT
GREY	LY02-03500	8605036694708	350W
			OUTPUT 12V 30A
			VOLTAGE 220-240V
			FREQUENCY 50-60Hz
			MATERIAL AL
			MODEL POWER SUPPLY
			WORKING TEMP Ta=40°C



2 years WARRANTY **IP20**

LED POWER SUPPLIES

LED Power Supplies provide a constant voltage and constant current power supply for a variety of applications. Their main use is found in connecting LED strips and providing additional functionality tied to them.



COLOR	Product Code	EAN code	WATT
GREY	LY03-00350	8605036699642	15W
			OUTPUT 24V 0.625A
			VOLTAGE 220-240V
			FREQUENCY 50-60Hz
			MATERIAL AL
			MODEL POWER SUPPLY
			WORKING TEMP Ta=40°C



2 years WARRANTY **IP20**



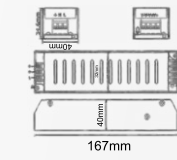
COLOR	Product Code	EAN code	WATT
GREY	LY03-00250	8605036699659	25W
			OUTPUT 24V 1A
			VOLTAGE 220-240V
			FREQUENCY 50-60Hz
			MATERIAL AL
			MODEL POWER SUPPLY
			WORKING TEMP Ta=40°C



2 years WARRANTY **IP20**



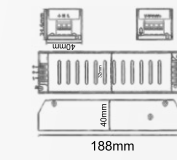
COLOR	Product Code	EAN code	WATT
GREY	LY03-00600	8605036699666	60W
			OUTPUT 24V 2.5A
			VOLTAGE 220-240V
			FREQUENCY 50-60Hz
			MATERIAL AL
			MODEL POWER SUPPLY
			WORKING TEMP Ta=40°C



2 years WARRANTY **IP20**



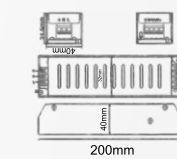
COLOR	Product Code	EAN code	WATT
GREY	LY03-01000	8605036699673	100W
			OUTPUT 12V 4.25A
			VOLTAGE 220-240V
			FREQUENCY 50-60Hz
			MATERIAL AL
			MODEL POWER SUPPLY
			WORKING TEMP Ta=40°C



2 years WARRANTY **IP20**



COLOR	Product Code	EAN code	WATT
GREY	LY03-01500	8605036699680	150W
			OUTPUT 12V 6.25A
			VOLTAGE 220-240V
			FREQUENCY 50-60Hz
			MATERIAL AL
			MODEL POWER SUPPLY
			WORKING TEMP Ta=40°C

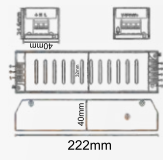


2 years WARRANTY **IP20**

POWER SUPPLY
LED Interior



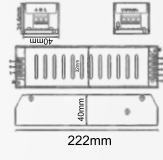
COLOR	Product Code	EAN code	WATT
GREY	LY03-02000	8605036699697	200W
			OUTPUT 24V 8.33A
			VOLTAGE 220-240V
			FREQUENCY 50-60Hz
			MATERIAL AL
			MODEL POWER SUPPLY
			WORKING TEMP Ta=40°C



2 years WARRANTY **IP20**



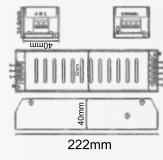
COLOR	Product Code	EAN code	WATT
GREY	LY03-02500	8605036699703	250W
			OUTPUT 24V 10.41A
			VOLTAGE 220-240V
			FREQUENCY 50-60Hz
			MATERIAL AL
			MODEL POWER SUPPLY
			WORKING TEMP Ta=40°C



2 years WARRANTY **IP20**



COLOR	Product Code	EAN code	WATT
GREY	LY03-03500	8605036699710	350W
			OUTPUT 24V 14.5A
			VOLTAGE 220-240V
			FREQUENCY 50-60Hz
			MATERIAL AL
			MODEL POWER SUPPLY
			WORKING TEMP Ta=40°C



2 years WARRANTY **IP20**



COLOR	Product Code	EAN code	WATT
GREY	LY05-00600	8605036612689	60W
			OUTPUT 24V 2.5A
			VOLTAGE 220-240V
			FREQUENCY 50-60Hz
			MATERIAL AL
			MODEL POWER SUPPLY
			TYPE ULTRATHIN
			WORKING TEMP Ta=40°C



2 years WARRANTY **IP20**



COLOR	Product Code	EAN code	WATT
GREY	LY05-01000	8605036612696	100W
			OUTPUT 24V 4.2A
			VOLTAGE 220-240V
			FREQUENCY 50-60Hz
			MATERIAL AL
			MODEL POWER SUPPLY
			TYPE ULTRATHIN
			WORKING TEMP Ta=40°C



2 years WARRANTY **IP20**



COLOR	Product Code	EAN code	WATT
GREY	LY05-01500	8605036612702	150W
			OUTPUT 24V 7.25A
			VOLTAGE 220-240V
			FREQUENCY 50-60Hz
			MATERIAL AL
			MODEL POWER SUPPLY
			TYPE ULTRATHIN
			WORKING TEMP Ta=40°C



2 years WARRANTY **IP20**



COLOR	Product Code	EAN code	WATT
GREY	LY05-02000	8605036612719	200W
			OUTPUT 24V 8.3A
			VOLTAGE 220-240V
			FREQUENCY 50-60Hz
			MATERIAL AL
			MODEL POWER SUPPLY
			TYPE ULTRATHIN
			WORKING TEMP Ta=40°C



2 years WARRANTY **IP20**



COLOR	Product Code	EAN code	WATT
GREY	LY05-03500	8605036612726	300W
			OUTPUT 24V 12.5A
			VOLTAGE 220-240V
			FREQUENCY 50-60Hz
			MATERIAL AL
			MODEL POWER SUPPLY
			TYPE ULTRATHIN
			WORKING TEMP Ta=40°C



2 years WARRANTY **IP20**



COLOR	Product Code	EAN code	WATT
GREY	LY05-04000	8605036612733	400W
			OUTPUT 24V 16.7A
			VOLTAGE 220-240V
			FREQUENCY 50-60Hz
			MATERIAL AL
			MODEL POWER SUPPLY
			TYPE ULTRATHIN
			WORKING TEMP Ta=40°C



2 years WARRANTY **IP20**



COLOR	Product Code	EAN code	WATT
GOLD	LY06-04000	8605036612672	400W
			OUTPUT 12V 33A
			VOLTAGE 220-240V
			FREQUENCY 50-60Hz
			MATERIAL AL
			MODEL POWER SUPPLY
			TYPE RAIN SUI
			WORKING TEMP Ta=40°C

2 years WARRANTY **IP44**

POWER SUPPLY

LED Interior




ALUMINIUM

PROFILE

For more information visit
www.lambario.com



COLOR	Product Code	EAN code	LENGTH
GREY	LC01-1662	8605036697679	2M
			SHAPE SQUARE
			VOLTAGE /
			FREQUENCY /
			MATERIAL AL+PC
			BEAM ANGLE 120°
			TYPE SURFACE
			WORKING TEMP Ta=40°C



5 years WARRANTY **IP20**



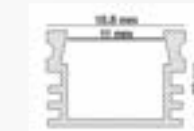
COLOR	Product Code	EAN code	LENGTH
GREY	LC02-2262	8605036697686	2M
			SHAPE SQUARE
			VOLTAGE /
			FREQUENCY /
			MATERIAL AL+PC
			BEAM ANGLE 120°
			TYPE RECESSED
			WORKING TEMP Ta=40°C



5 years WARRANTY **IP20**



COLOR	Product Code	EAN code	LENGTH
GREY	LC03-16122	8605036697693	2M
			SHAPE SQUARE
			VOLTAGE /
			FREQUENCY /
			MATERIAL AL+PC
			BEAM ANGLE 120°
			TYPE SURFACE
			WORKING TEMP Ta=40°C



5 years WARRANTY **IP20**



COLOR	Product Code	EAN code	LENGTH
GREY	LC04-16162	8605036697709	2M
			SHAPE TRIANGLE
			VOLTAGE /
			FREQUENCY /
			MATERIAL AL+PC
			BEAM ANGLE 120°
			TYPE SURFACE
			WORKING TEMP Ta=40°C



5 years WARRANTY **IP20**



COLOR	Product Code	EAN code	LENGTH
GREY	LC05-16162	8605036697716	2M
			SHAPE TRIANGLE
			VOLTAGE /
			FREQUENCY /
			MATERIAL AL+PC
			BEAM ANGLE 120°
			TYPE SURFACE
			WORKING TEMP Ta=40°C



5 years WARRANTY **IP20**



COLOR	Product Code	EAN code	LENGHT 2M
GREY	LC06-1562	8605036697723	SHAPE FLEXIBLE
			VOLTAGE /
			FREQUENCY /
			MATERIAL AL+PC
			BEAM ANGLE 120°
			TYPE SURFACE
			WORKING TEMP Ta=40°C

5 years WARRANTY **IP20**



COLOR	Product Code	EAN code	LENGHT 2M
GREY	LC20-0100	8605036698799	SHAPE SQUARE
			VOLTAGE /
			FREQUENCY /
			MATERIAL AL+PC
			BEAM ANGLE 120°
			TYPE SURFACE
			WORKING TEMP Ta=40°C

5 years WARRANTY **IP20**



COLOR	Product Code	EAN code	LENGHT 2M
GREY	LC20-0101	8605036698805	SHAPE SQUARE
			VOLTAGE /
			FREQUENCY /
			MATERIAL AL+PC
			BEAM ANGLE 120°
			TYPE RECESSED
			WORKING TEMP Ta=40°C

5 years WARRANTY **IP20**



COLOR	Product Code	EAN code	LENGHT 2M
GREY	LC20-0102	8605036698812	SHAPE SQUARE
			VOLTAGE /
			FREQUENCY /
			MATERIAL AL+PC
			BEAM ANGLE 120°
			TYPE SURFACE
			WORKING TEMP Ta=40°C

5 years WARRANTY **IP20**



COLOR	Product Code	EAN code	LENGHT 2M
GREY	LC20-0103	8605036698829	SHAPE SQUARE
			VOLTAGE /
			FREQUENCY /
			MATERIAL AL+PC
			BEAM ANGLE 120°
			TYPE SURFACE
			WORKING TEMP Ta=40°C

5 years WARRANTY **IP20**

PROFILE
ALUMINIUM



COLOR	Product Code	EAN code	LENGHT 2M
GREY	LC20-0104	8605036698836	SHAPE SQUARE
			VOLTAGE /
			FREQUENCY /
			MATERIAL AL+PC
			BEAM ANGLE 120°
			TYPE RECESSED
			WORKING TEMP Ta=40°C

5 years WARRANTY **IP20**



COLOR	Product Code	EAN code	LENGHT 2M
GREY	LC20-0105	8605036698843	SHAPE SQUARE
			VOLTAGE /
			FREQUENCY /
			MATERIAL AL+PC
			BEAM ANGLE 120°
			TYPE SURFACE
			WORKING TEMP Ta=40°C

5 years WARRANTY **IP20**



COLOR	Product Code	EAN code	LENGHT 2M
GREY	LC20-0106	8605036698850	SHAPE SQUARE
			VOLTAGE /
			FREQUENCY /
			MATERIAL AL+PC
			BEAM ANGLE 120°
			TYPE RECESSED
			WORKING TEMP Ta=40°C

5 years WARRANTY **IP20**



COLOR	Product Code	EAN code	LENGHT 2M
GREY	LC21-0100	8605036611552	SHAPE SQUARE
			VOLTAGE /
			FREQUENCY /
			MATERIAL AL+PC
			BEAM ANGLE 120°
			TYPE SURFACE
			WORKING TEMP Ta=40°C

5 years WARRANTY **IP20**



COLOR	Product Code	EAN code	LENGHT 2M
GREY	LC21-0101	8605036611569	SHAPE SQUARE
			VOLTAGE /
			FREQUENCY /
			MATERIAL AL+PC
			BEAM ANGLE 120°
			TYPE SURFACE
			WORKING TEMP Ta=40°C

5 years WARRANTY **IP20**



COLOR	Product Code	EAN code	LENGHT 2M
GREY	LC21-0102	8605036611576	SHAPE SQUARE
			VOLTAGE /
			FREQUENCY /
			MATERIAL AL+PC
			BEAM ANGLE 120°
			TYPE SURFACE
			WORKING TEMP Ta=40°C




5 years WARRANTY **IP20**



COLOR	Product Code	EAN code	LENGHT 2M
GREY	LC21-0103	8605036611583	SHAPE SQUARE
			VOLTAGE /
			FREQUENCY /
			MATERIAL AL+PC
			BEAM ANGLE 120°
			TYPE SURFACE
			WORKING TEMP Ta=40°C



5 years WARRANTY **IP20**



COLOR	Product Code	EAN code	LENGHT 2M
GREY	LC21-0104	8605036611590	SHAPE SQUARE
			VOLTAGE /
			FREQUENCY /
			MATERIAL AL+PC
			BEAM ANGLE 120°
			TYPE SURFACE
			WORKING TEMP Ta=40°C



5 years WARRANTY **IP20**



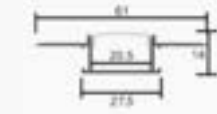
COLOR	Product Code	EAN code	LENGHT 2M
GREY	LC21-0105	8605036611606	SHAPE SQUARE
			VOLTAGE /
			FREQUENCY /
			MATERIAL AL+PC
			BEAM ANGLE 120°
			TYPE SURFACE
			WORKING TEMP Ta=40°C



5 years WARRANTY **IP20**



COLOR	Product Code	EAN code	LENGHT 2M
GREY	LC21-0106	8605036611613	SHAPE SQUARE
			VOLTAGE /
			FREQUENCY /
			MATERIAL AL+PC
			BEAM ANGLE 120°
			TYPE SURFACE
			WORKING TEMP Ta=40°C



5 years WARRANTY **IP20**



COLOR	Product Code	EAN code	LENGHT 2M
GREY	LC21-0107	8605036611620	SHAPE SQUARE
			VOLTAGE /
			FREQUENCY /
			MATERIAL AL+PC
			BEAM ANGLE 120°
			TYPE SURFACE
			WORKING TEMP Ta=40°C



5 years WARRANTY **IP20**



COLOR	Product Code	EAN code	LENGHT 2M
GREY	LC21-0108	8605036611637	SHAPE SQUARE
			VOLTAGE /
			FREQUENCY /
			MATERIAL AL+PC
			BEAM ANGLE 120°
			TYPE SURFACE
			WORKING TEMP Ta=40°C



5 years WARRANTY **IP20**

PROFILE

ALUMINIUM

ALUMINUM PROFILES

The wide range of applications for Aluminum Profiles especially crafted for usage with LED components allows for ingenious applications of LED strips in profiles mounted on ceilings, suspended from ceilings, or mounted on MDF/wood surfaces. The diffusers available for the profiles create the perfect combination for lighting retail and commercial spaces.



Exterior Lighting

GARDEN LAMPS

For more information visit
www.lambario.com



CCT • 3000K	Product Code LG01-5	EAN code 8605036613570	WATT 8W LUMINOUS FLUX 750Lm VOLTAGE 220-240V FREQUENCY 50-60Hz MATERIAL PC BEAM ANGLE 120° MODEL SPESI SERIES GARDEN COLOR GREY



CCT • 3000K	Product Code LG01-6	EAN code 8605036613587	WATT 8W LUMINOUS FLUX 750Lm VOLTAGE 220-240V FREQUENCY 50-60Hz MATERIAL PC BEAM ANGLE 120° MODEL SPESI SERIES GARDEN COLOR WHITE



CCT • 3000K	Product Code LG01-7	EAN code 8605036613594	WATT 8W LUMINOUS FLUX 750Lm VOLTAGE 220-240V FREQUENCY 50-60Hz MATERIAL PC BEAM ANGLE 120° MODEL ECTOR SERIES GARDEN COLOR GREY



CCT • 3000K	Product Code LG01-8	EAN code 8605036613600	WATT 8W LUMINOUS FLUX 750Lm VOLTAGE 220-240V FREQUENCY 50-60Hz MATERIAL PC BEAM ANGLE 120° MODEL ECTOR SERIES GARDEN COLOR WHITE



CCT • 3000K	Product Code LG01-9	EAN code 8605036613617	WATT 6W LUMINOUS FLUX 600Lm VOLTAGE 220-240V FREQUENCY 50-60Hz MATERIAL PC BEAM ANGLE 120° MODEL OTOS SERIES GARDEN COLOR GREY

Technical information above may have tolerance +10%.For final update information please visit website



CCT • 3000K	Product Code LG01-10	EAN code 8605036613624	WATT 6W LUMINOUS FLUX 600Lm VOLTAGE 220-240V FREQUENCY 50-60Hz MATERIAL PC BEAM ANGLE 120° MODEL OTOS SERIES GARDEN COLOR WHITE



CCT • 3000K	Product Code LG01-11	EAN code 8605036613631	WATT 6W LUMINOUS FLUX 550Lm VOLTAGE 220-240V FREQUENCY 50-60Hz MATERIAL PC BEAM ANGLE 120° MODEL GARDEN SERIES SPODEX COLOR GREY



CCT • 3000K	Product Code LG01-12	EAN code 8605036613648	WATT 6W LUMINOUS FLUX 550Lm VOLTAGE 220-240V FREQUENCY 50-60Hz MATERIAL PC BEAM ANGLE 120° MODEL GARDEN SERIES SPODEX COLOR WHITE



CCT • 4000K	Product Code LG36-0102	EAN code 8605036698447	WATT 4x1W LUMINOUS FLUX 400Lm VOLTAGE 220-240V FREQUENCY 50-60Hz MATERIAL PC+AL BEAM ANGLE 110° MODEL GARDEN SERIES ELIA COLOR WHITE




CCT • 4000K	Product Code LG36-0103	EAN code 8605036698454	WATT 4x1W LUMINOUS FLUX 400Lm VOLTAGE 220-240V FREQUENCY 50-60Hz MATERIAL PC+AL BEAM ANGLE 110° MODEL GARDEN SERIES ELIA COLOR GREY




CCT • 4000K	Product Code LG36-0104	EAN code 8605036698461	WATT 2x3W LUMINOUS FLUX 418Lm VOLTAGE 220-240V FREQUENCY 50-60Hz MATERIAL PC+AL BEAM ANGLE 110° MODEL GARDEN SERIES ALPHA COLOR WHITE




CCT • 4000K	Product Code LG36-0105	EAN code 8605036698478	WATT 2x3W LUMINOUS FLUX 418Lm VOLTAGE 220-240V FREQUENCY 50-60Hz MATERIAL PC+AL BEAM ANGLE 110° MODEL GARDEN SERIES ALPHA COLOR GREY



CCT • 4000K	Product Code LG36-0106	EAN code 8605036698485	WATT 2x3W LUMINOUS FLUX 418Lm VOLTAGE 220-240V FREQUENCY 50-60Hz MATERIAL PC+AL BEAM ANGLE 110° MODEL GARDEN SERIES BOSTON COLOR WHITE



CCT • 4000K	Product Code LG36-0107	EAN code 8605036698492	WATT 2x3W LUMINOUS FLUX 418Lm VOLTAGE 220-240V FREQUENCY 50-60Hz MATERIAL PC+AL BEAM ANGLE 110° MODEL GARDEN SERIES BOSTON COLOR GREY



CCT • 4000K	Product Code LG36-0108	EAN code 8605036698508	WATT 4x1W LUMINOUS FLUX 400Lm VOLTAGE 220-240V FREQUENCY 50-60Hz MATERIAL PC+AL BEAM ANGLE 110° MODEL GARDEN SERIES COZY COLOR WHITE

GARDEN LAMPS

Exterior Lighting



CCT	Product Code	EAN code	WATT
• 4000K	LG36-0109	8605036698515	4x1W
E A I G		LUMINOUS FLUX	400Lm
		VOLTAGE	220-240V
		FREQUENCY	50-60Hz
		MATERIAL	PC+AL
		BEAM ANGLE	110°
		MODEL	GARDEN
		SERIES	COZY
		COLOR	GREY



CCT	Product Code	EAN code	WATT
• 4000K	LG37-0100	8605036698539	9W
E A I G		LUMINOUS FLUX	540Lm
		VOLTAGE	220-240V
		FREQUENCY	50-60Hz
		MATERIAL	PC+AL
		BEAM ANGLE	110°
		MODEL	GARDEN
		SERIES	CIRCLE
		COLOR	GREY



CCT	Product Code	EAN code	WATT
• 4000K	LG36-0110	8605036698522	9W
E A I G		LUMINOUS FLUX	540Lm
		VOLTAGE	220-240V
		FREQUENCY	50-60Hz
		MATERIAL	PC+AL
		BEAM ANGLE	110°
		MODEL	GARDEN
		SERIES	CIRCLE
		COLOR	BROWN



CCT	Product Code	EAN code	WATT
• 4000K	LG37-0101	8605036698546	2x3W
F A I G		LUMINOUS FLUX	300Lm
		VOLTAGE	220-240V
		FREQUENCY	50-60Hz
		MATERIAL	PC+AL
		BEAM ANGLE	110°
		MODEL	GARDEN
		SERIES	CUP
		COLOR	WHITE



CCT	Product Code	EAN code	WATT
• 4000K	LG37-0102	8605036698553	2x3W
F A I G		LUMINOUS FLUX	300Lm
		VOLTAGE	220-240V
		FREQUENCY	50-60Hz
		MATERIAL	PC+AL
		BEAM ANGLE	110°
		MODEL	GARDEN
		SERIES	CUP
		COLOR	GREY



CCT	Product Code	EAN code	WATT
• 4000K	LG37-0103	8605036698560	6W
F A I G		LUMINOUS FLUX	280Lm
		VOLTAGE	220-240V
		FREQUENCY	50-60Hz
		MATERIAL	PC+AL
		BEAM ANGLE	110°
		MODEL	GARDEN
		SERIES	WALL
		COLOR	WHITE



CCT	Product Code	EAN code	WATT
• 4000K	LG37-0104	8605036698577	6W
F A I G		LUMINOUS FLUX	280Lm
		VOLTAGE	220-240V
		FREQUENCY	50-60Hz
		MATERIAL	PC+AL
		BEAM ANGLE	110°
		MODEL	GARDEN
		SERIES	WALL
		COLOR	GREY



CCT	Product Code	EAN code	WATT
• 4000K	LG39-0101	8605036699482	2x2W
F A I G		LUMINOUS FLUX	421Lm
		VOLTAGE	220-240V
		FREQUENCY	50-60Hz
		MATERIAL	PC+AL
		BEAM ANGLE	110°
		MODEL	GARDEN
		SERIES	MOTE
		COLOR	WHITE



CCT	Product Code	EAN code	WATT
• 4000K	LG39-0102	8605036699499	2x2W
F A I G		LUMINOUS FLUX	421Lm
		VOLTAGE	220-240V
		FREQUENCY	50-60Hz
		MATERIAL	PC+AL
		BEAM ANGLE	110°
		MODEL	GARDEN
		SERIES	MOTE
		COLOR	GREY



CCT	Product Code	EAN code	WATT
• 4000K	LG39-0105	8605036699536	9W
F A I G		LUMINOUS FLUX	870Lm
		VOLTAGE	220-240V
		FREQUENCY	50-60Hz
		MATERIAL	PC+AL
		BEAM ANGLE	110°
		MODEL	GARDEN
		SERIES	ARIA
		COLOR	GREY

GARDEN LAMPS


Exterior Lighting



CCT • 4000K	Product Code LG39-0106	EAN code 8605036699543	WATT 9W LUMINOUS FLUX 870Lm VOLTAGE 220-240V FREQUENCY 50-60Hz MATERIAL PC+AL BEAM ANGLE 110° MODEL GARDEN SERIES ARIA COLOR WHITE



CCT • 4000K	Product Code LG39-0107	EAN code 8605036699550	WATT 12W LUMINOUS FLUX 1350Lm VOLTAGE 220-240V FREQUENCY 50-60Hz MATERIAL PC+AL BEAM ANGLE 110° MODEL GARDEN SERIES ALDO COLOR GREY



CCT • 4000K	Product Code LG39-0108	EAN code 8605036699567	WATT 12W LUMINOUS FLUX 1350Lm VOLTAGE 220-240V FREQUENCY 50-60Hz MATERIAL PC+AL BEAM ANGLE 110° MODEL GARDEN SERIES ALDO COLOR WHITE



CCT • 4000K	Product Code LG36-0100	EAN code 8605036698423	WATT 6W LUMINOUS FLUX 600Lm VOLTAGE 220-240V FREQUENCY 50-60Hz MATERIAL PC BEAM ANGLE 120° MODEL GARDEN SERIES SPIDER COLOR WHITE



CCT • 4000K	Product Code LG36-0101	EAN code 8605036698430	WATT 6x1W LUMINOUS FLUX 600Lm VOLTAGE 220-240V FREQUENCY 50-60Hz MATERIAL PC BEAM ANGLE 120° MODEL GARDEN SERIES SPIDER COLOR GREY



CCT • 3000K	Product Code LG01-16	EAN code 8605036613686	WATT 10W LUMINOUS FLUX 950Lm VOLTAGE 220-240V FREQUENCY 50-60Hz MATERIAL PC BEAM ANGLE 120° MODEL GARDEN SERIES NARO COLOR WHITE

GARDEN LAMPS

Exterior Lighting

GARDEN LIGHTS

The Garden Lights series represents a very wide selection of products that are meant to be used in outdoors environments, to help accentuate gardens, backyards and architecture. The illumination provided by this wide range of products is exclusively designed with high IP ratings for protection from the environment, and can be customized with sensor application.



COLOR	Product Code	EAN code	SOCKET
WHITE	LG32-00200	8605036697730	1xGU10
			WATT MAX 35W
			VOLTAGE 220V 12V
			FREQUENCY 50-60Hz
			MATERIAL AL
			BEAM ANGLE 30°
			MODEL GARDEN
			SERIES GARDO
			WORK TEMP ta=40°C







COLOR	Product Code	EAN code	SOCKET
GREY	LG32-00204	8605036697747	1xGU10
			WATT MAX 35W
			VOLTAGE 220V 12V
			FREQUENCY 50-60Hz
			MATERIAL AL
			BEAM ANGLE 30°
			MODEL GARDEN
			SERIES GARDO
			WORK TEMP ta=40°C







COLOR	Product Code	EAN code	SOCKET
WHITE	LG32-00220	8605036697761	1xGU10
			WATT MAX 35W
			VOLTAGE 220V 12V
			FREQUENCY 50-60Hz
			MATERIAL AL
			BEAM ANGLE 30°
			MODEL GARDEN
			SERIES GARDO
			WORK TEMP ta=40°C







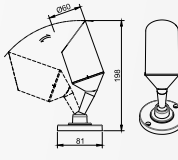
COLOR	Product Code	EAN code	SOCKET
GREY	LG32-00224	8605036697754	1xGU10
			WATT MAX 35W
			VOLTAGE 220V 12V
			FREQUENCY 50-60Hz
			MATERIAL AL
			BEAM ANGLE 30°
			MODEL GARDEN
			SERIES GARDO
			WORK TEMP ta=40°C








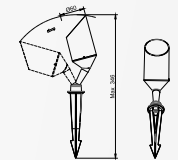
COLOR	Product Code	EAN code	SOCKET
GREY	LG38-0100	8605036699468	1xGU10
			WATT MAX 35W
			VOLTAGE 220V 12V
			FREQUENCY 50-60Hz
			MATERIAL AL
			BEAM ANGLE 30°
			MODEL GARDEN
			SERIES SPOKE
			WORK TEMP ta=40°C








COLOR	Product Code	EAN code	SOCKET
GREY	LG39-0100	8605036699475	1xGU10
			WATT MAX 35W
			VOLTAGE 220V 12V
			FREQUENCY 50-60Hz
			MATERIAL AL
			BEAM ANGLE 30°
			MODEL GARDEN
			SERIES SPOKE
			WORK TEMP ta=40°C







COLOR	Product Code	EAN code	SOCKET
WHITE	LTG01-01	8605036662066	2xGU10
			WATT MAX 35W
			VOLTAGE 220V 12V
			FREQUENCY 50-60Hz
			MATERIAL AL
			BEAM ANGLE 30°
			MODEL GARDEN
			SERIES ELIPS
			WORK TEMP ta=40°C







COLOR	Product Code	EAN code	SOCKET
GREY	LTG01-02	8605036662073	2xGU10
			WATT MAX 35W
			VOLTAGE 220V 12V
			FREQUENCY 50-60Hz
			MATERIAL AL
			BEAM ANGLE 30°
			MODEL GARDEN
			SERIES ELIPS
			WORK TEMP ta=40°C







COLOR	Product Code	EAN code	SOCKET
NICKEL	LG40-0103	8605036613518	1xGU10
			WATT MAX 35W
			VOLTAGE 220V 12V
			FREQUENCY 50-60Hz
			MATERIAL AL+PC
			BEAM ANGLE 30°
			MODEL GARDEN
			SERIES OUTES
			WORK TEMP ta=40°C







COLOR	Product Code	EAN code	SOCKET
NICKEL	LG40-0104	8605036613525	1xGU10
			WATT MAX 35W
			VOLTAGE 220V 12V
			FREQUENCY 50-60Hz
			MATERIAL AL+PC
			BEAM ANGLE 30°
			MODEL GARDEN
			SERIES OUTES
			WORK TEMP ta=40°C





GARDEN LAMPS

Exterior Lighting



CCT ● 4000K	Product Code LG01-17	EAN code 8605036613693	LUMINOUS FLUX 220Lm VOLTAGE 220-240V FREQUENCY 50-60Hz MATERIAL AL+PC BEAM ANGLE 120° MODEL ECOLOS SERIES SOLAR LAMP COLOR BLACK WORK TEMP ta=40°C



CCT ● 4000K	Product Code LG01-18	EAN code 8605036613709	LUMINOUS FLUX 220Lm VOLTAGE 220-240V FREQUENCY 50-60Hz MATERIAL AL+PC BEAM ANGLE 120° MODEL ECOLOS SERIES SOLAR LAMP COLOR BLACK WORK TEMP ta=40°C



CCT ● 4000K	Product Code LG01-19	EAN code 8605036613716	LUMINOUS FLUX 220Lm VOLTAGE 220-240V FREQUENCY 50-60Hz MATERIAL AL+PC BEAM ANGLE 120° MODEL ECOLOS SERIES SOLAR LAMP COLOR BLACK WORK TEMP ta=40°C



CCT ● 4000K	Product Code LG01-20	EAN code 8605036613723	LUMINOUS FLUX 60Lm VOLTAGE 220-240V FREQUENCY 50-60Hz MATERIAL AL+PC BEAM ANGLE 120° MODEL SPIKE SERIES SOLAR LAMP COLOR BLACK WORK TEMP ta=40°C

Exterior Lighting

SOLAR GARDEN LAMPS

For more information visit
www.lambario.com





LED Outdoor Lighting

LED DOMELIGHT

For more information visit
www.lambario.com



CCT	Product Code	EAN code	WATT
• 4000K	LG01-01000	8605036615239	8W
			LUMINOUS FLUX 750Lm
			VOLTAGE 230-252V
			FREQUENCY 50-60Hz
			MATERIAL PC
			BEAM ANGLE 120°
			MODEL BULKHEAD
			SHAPE ROUND
			WORK TEMP ta=40°C



CCT	Product Code	EAN code	WATT
• 6500K	LG01-01002	8605036615246	8W
			LUMINOUS FLUX 750Lm
			VOLTAGE 230-252V
			FREQUENCY 50-60Hz
			MATERIAL PC
			BEAM ANGLE 120°
			MODEL BULKHEAD
			SHAPE ROUND
			WORK TEMP ta=40°C



CCT	Product Code	EAN code	WATT
• 4000K	LG01-02000	8605036615253	15W
			LUMINOUS FLUX 1336Lm
			VOLTAGE 230-252V
			FREQUENCY 50-60Hz
			MATERIAL PC
			BEAM ANGLE 120°
			MODEL BULKHEAD
			SHAPE ROUND
			WORK TEMP ta=40°C



CCT	Product Code	EAN code	WATT
• 6500K	LG01-02002	8605036615260	15W
			LUMINOUS FLUX 1336Lm
			VOLTAGE 230-252V
			FREQUENCY 50-60Hz
			MATERIAL PC
			BEAM ANGLE 120°
			MODEL BULKHEAD
			SHAPE ROUND
			WORK TEMP ta=40°C



CCT	Product Code	EAN code	WATT
• 4000K	LG01-01100	8605036615277	20W
			LUMINOUS FLUX 1907Lm
			VOLTAGE 230-252V
			FREQUENCY 50-60Hz
			MATERIAL PC
			BEAM ANGLE 120°
			MODEL BULKHEAD
			SHAPE ROUND
			WORK TEMP ta=40°C



CCT • 6500K	Product Code LG01-01102	EAN code 8605036615284	WATT 20W LUMINOUS FLUX 1907Lm VOLTAGE 230-252V FREQUENCY 50-60Hz MATERIAL PC BEAM ANGLE 120° MODEL BULKHEAD SHAPE ROUND WORK TEMP ta=40°C



CCT • 4000K	Product Code LG02-01000	EAN code 8605036615291	WATT 8W LUMINOUS FLUX 750Lm VOLTAGE 230-252V FREQUENCY 50-60Hz MATERIAL PC BEAM ANGLE 120° MODEL BULKHEAD SHAPE OVAL WORK TEMP ta=40°C



CCT • 6500K	Product Code LG02-01002	EAN code 8605036615307	WATT 8W LUMINOUS FLUX 750Lm VOLTAGE 230-252V FREQUENCY 50-60Hz MATERIAL PC BEAM ANGLE 120° MODEL BULKHEAD SHAPE OVAL WORK TEMP ta=40°C



CCT • 4000K	Product Code LG02-02000	EAN code 8605036615314	WATT 12W LUMINOUS FLUX 1115Lm VOLTAGE 230-252V FREQUENCY 50-60Hz MATERIAL PC BEAM ANGLE 120° MODEL BULKHEAD SHAPE OVAL WORK TEMP ta=40°C



CCT • 6500K	Product Code LG02-02002	EAN code 8605036615321	WATT 12W LUMINOUS FLUX 1115Lm VOLTAGE 230-252V FREQUENCY 50-60Hz MATERIAL PC BEAM ANGLE 120° MODEL BULKHEAD SHAPE OVAL WORK TEMP ta=40°C



CCT • 4000K	Product Code LG02-01100	EAN code 8605036615338	WATT 15W LUMINOUS FLUX 1336Lm VOLTAGE 230-252V FREQUENCY 50-60Hz MATERIAL PC BEAM ANGLE 120° MODEL BULKHEAD SHAPE OVAL WORK TEMP ta=40°C



CCT • 6500K	Product Code LG02-01102	EAN code 8605036615345	WATT 15W LUMINOUS FLUX 1336Lm VOLTAGE 230-252V FREQUENCY 50-60Hz MATERIAL PC BEAM ANGLE 120° MODEL BULKHEAD SHAPE OVAL WORK TEMP ta=40°C

LED DOMELIGHT

LED Outdoor Lighting

DOMELIGHTS

The decorative indoor DOMELIGHTS fixtures are ideal for lighting hallways, closets, kitchen areas or dorm rooms. The applications include integrated LED panels, which product a high quality of light with all the savings and benefits that LED technology entails.



LED Outdoor Lighting

LED DOMELIGHT

For more information visit
www.lambario.com



CCT	Product Code	EAN code	WATT
• 4000K	LB01-01012	8605036697181	11W
			LUMEN 750Lm
			VOLTAGE 220-240V
			FREQUENCY 50-60Hz
			MATERIAL PC
			LED TYPE SMD
			SHAPE OVAL
			MODEL BULKHEAD
			WORK TEMP ta=40°C

2 years WARRANTY 30000 hours 120° Beam Angle **IP65**



CCT	Product Code	EAN code	WATT
• 4000K	LB01-01010	8605036697204	11W
• 6500K	LB01-01030	8605036697211	
			LUMEN 750Lm
			VOLTAGE 220-240V
			FREQUENCY 50-60Hz
			MATERIAL PC
			LED TYPE SMD
			SHAPE OVAL
			MODEL BULKHEAD
			WORK TEMP ta=40°C

2 years WARRANTY 30000 hours 120° Beam Angle **IP65**



CCT	Product Code	EAN code	WATT
• 4000K	LB01-01512	8605036697228	15W
• 6500K	LB01-01532	8605036697235	
			LUMEN 1120Lm
			VOLTAGE 220-240V
			FREQUENCY 50-60Hz
			MATERIAL PC
			LED TYPE SMD
			SHAPE OVAL
			MODEL BULKHEAD
			WORK TEMP ta=40°C

2 years WARRANTY 30000 hours 120° Beam Angle **IP65**



CCT	Product Code	EAN code	WATT
• 4000K	LB01-01510	8605036697242	15W
• 6500K	LB01-01530	8605036697259	
			LUMEN 1120Lm
			VOLTAGE 220-240V
			FREQUENCY 50-60Hz
			MATERIAL PC
			LED TYPE SMD
			SHAPE OVAL
			MODEL BULKHEAD
			WORK TEMP ta=40°C

2 years WARRANTY 30000 hours 120° Beam Angle **IP65**



CCT	Product Code	EAN code	WATT
• 4000K	LB02-01212	8605036697266	11W
• 6500K	LB02-01232	8605036697273	
			LUMEN 900Lm
			VOLTAGE 220-240V
			FREQUENCY 50-60Hz
			MATERIAL PC
			LED TYPE SMD
			SHAPE ROUND
			MODEL BULKHEAD
			WORK TEMP ta=40°C

2 years WARRANTY 30000 hours 120° Beam Angle **IP65**



CCT	Product Code	EAN code	WATT 11W
• 4000K	LB02-01210	8605036697280	LUMEN 900Lm
• 6500K	LB02-01230	8605036697297	VOLTAGE 220-240V
			FREQUENCY 50-60Hz
			MATERIAL PC
			LED TYPE SMD
			SHAPE ROUND
			MODEL BULKHEAD
			WORK TEMP ta=40°C

IP65



CCT	Product Code	EAN code	WATT 24W
• 4200K	LB02-92412	8605036697389	LUMEN 1800Lm
• 6400K	LB02-92432	8605036697396	VOLTAGE 220-240V
			FREQUENCY 50-60Hz
			MATERIAL PC
			LED TYPE SMD
			SHAPE ROUND
			MODEL BULKHEAD
			WORK TEMP ta=40°C

IP65



CCT	Product Code	EAN code	WATT 18W
• 4000K	LB02-01812	8605036697303	LUMEN 1350Lm
• 6500K	LB02-01832	8605036697310	VOLTAGE 220-240V
			FREQUENCY 50-60Hz
			MATERIAL PC
			LED TYPE SMD
			SHAPE ROUND
			MODEL BULKHEAD
			WORK TEMP ta=40°C

IP65



CCT	Product Code	EAN code	WATT 24W
• 6400K	LB02-92430	8605036697419	LUMEN 1800Lm
			VOLTAGE 220-240V
			FREQUENCY 50-60Hz
			MATERIAL PC
			LED TYPE SMD
			SHAPE ROUND
			MODEL BULKHEAD
			WORK TEMP ta=40°C

IP65



CCT	Product Code	EAN code	WATT 18W
• 6500K	LB02-01830	8605036697334	LUMEN 1350Lm
			VOLTAGE 220-240V
			FREQUENCY 50-60Hz
			MATERIAL PC
			LED TYPE SMD
			SHAPE ROUND
			MODEL BULKHEAD
			WORK TEMP ta=40°C

IP65



CCT	Product Code	EAN code	WATT 30W
• 4000K	LB02-03012	8605036697426	LUMEN 2250Lm
• 6500K	LB02-03032	8605036697433	VOLTAGE 220-240V
			FREQUENCY 50-60Hz
			MATERIAL PC
			LED TYPE SMD
			SHAPE ROUND
			MODEL BULKHEAD
			WORK TEMP ta=40°C

IP65



CCT	Product Code	EAN code	WATT 24W
• 4000K	LB02-02412	8605036697341	LUMEN 1800Lm
• 6500K	LB02-02432	8605036697358	VOLTAGE 220-240V
			FREQUENCY 50-60Hz
			MATERIAL PC
			LED TYPE SMD
			SHAPE ROUND
			MODEL BULKHEAD
			WORK TEMP ta=40°C

IP65



CCT	Product Code	EAN code	WATT 30W
• 4000K	LB02-03010	8605036697440	LUMEN 2250Lm
• 6500K	LB02-03030	8605036697457	VOLTAGE 220-240V
			FREQUENCY 50-60Hz
			MATERIAL PC
			LED TYPE SMD
			SHAPE ROUND
			MODEL BULKHEAD
			WORK TEMP ta=40°C

IP65



CCT	Product Code	EAN code	WATT 24W
• 4000K	LB02-02410	8605036697365	LUMEN 1800Lm
• 6500K	LB02-02430	8605036697372	VOLTAGE 220-240V
			FREQUENCY 50-60Hz
			MATERIAL PC
			LED TYPE SMD
			SHAPE ROUND
			MODEL BULKHEAD
			WORK TEMP ta=40°C

IP65



CCT	Product Code	EAN code	WATT 15W
• 4200K	LB03-01512	8605036697464	LUMEN 1120Lm
• 6400K	LB03-01532	8605036697471	VOLTAGE 220-240V
			FREQUENCY 50-60Hz
			MATERIAL PC
			LED TYPE SMD
			SHAPE OVAL
			MODEL BULKHEAD
			WORK TEMP ta=40°C

IP54

LED DOMELIGHT
LED Outdoor Lighting



CCT	Product Code	EAN code	WATT
• 4200K	LB03-01510	8605036697488	15W
• 6400K	LB03-01530	8605036697495	LUMEN 1120Lm
			VOLTAGE 220-240V
			FREQUENCY 50-60Hz
			MATERIAL PC
			LED TYPE SMD
			SHAPE OVAL
			MODEL BULKHEAD
			WORK TEMP ta=40°C



CCT	Product Code	EAN code	WATT
• 4000K	LB06-01210	8605036697600	11W
			LUMEN 900Lm
			VOLTAGE 220-240V
			FREQUENCY 50-60Hz
			MATERIAL PC
			LED TYPE SMD
			SHAPE OVAL
			MODEL BULKHEAD
			WORK TEMP ta=40°C



CCT	Product Code	EAN code	WATT
• 4000K	LB04-01512	8605036697501	15W
• 6500K	LB04-01532	8605036697518	LUMEN 1120Lm
			VOLTAGE 220-240V
			FREQUENCY 50-60Hz
			MATERIAL PC
			LED TYPE SMD
			SHAPE ROUND
			MODEL BULKHEAD
			WORK TEMP ta=40°C



CCT	Product Code	EAN code	WATT
• 4000K	LB06-01212	8605036697587	11W
			LUMEN 900Lm
			VOLTAGE 220-240V
			FREQUENCY 50-60Hz
			MATERIAL PC
			LED TYPE SMD
			SHAPE OVAL
			MODEL BULKHEAD
			WORK TEMP ta=40°C



CCT	Product Code	EAN code	WATT
• 4000K	LB04-01510	8605036697525	15W
			LUMEN 1120Lm
			VOLTAGE 220-240V
			FREQUENCY 50-60Hz
			MATERIAL PC
			LED TYPE SMD
			SHAPE ROUND
			MODEL BULKHEAD
			WORK TEMP ta=40°C



CCT	Product Code	EAN code	WATT
• 4000K	LB09-01210	8605036611316	11W
			LUMEN 840Lm
			VOLTAGE 220-240V
			FREQUENCY 50-60Hz
			MATERIAL PC
			LED TYPE SMD
			SHAPE OVAL
			MODEL BULKHEAD
			WORK TEMP ta=40°C



CCT	Product Code	EAN code	WATT
• 4000K	LB05-01812	8605036697549	18W
• 6500K	LB05-01832	8605036697556	LUMEN 1260Lm
			VOLTAGE 220-240V
			FREQUENCY 50-60Hz
			MATERIAL PC
			LED TYPE SMD
			SHAPE ROUND
			MODEL BULKHEAD
			WORK TEMP ta=40°C



CCT	Product Code	EAN code	WATT
• 4000K	LB09-01810	8605036611330	18W
			LUMEN 1260Lm
			VOLTAGE 220-240V
			FREQUENCY 50-60Hz
			MATERIAL PC
			LED TYPE SMD
			SHAPE ROUND
			MODEL BULKHEAD
			WORK TEMP ta=40°C



CCT	Product Code	EAN code	WATT
• 4000K	LB07-01812	8605036697563	18W
• 6500K	LB07-01832	8605036697570	LUMEN 1260Lm
			VOLTAGE 220-240V
			FREQUENCY 50-60Hz
			MATERIAL PC
			LED TYPE SMD
			SHAPE ROUND
			MODEL BULKHEAD
			WORK TEMP ta=40°C



CCT	Product Code	EAN code	WATT
• 4200K	LB09-03032	8605036611354	45W
			LUMEN 3800Lm
			VOLTAGE 220-240V
			FREQUENCY 50-60Hz
			MATERIAL PC
			LED TYPE SMD
			SHAPE ROUND
			MODEL BULKHEAD
			WORK TEMP ta=40°C

LED DOMELIGHT

LED Outdoor Lighting



CCT	Product Code	EAN code	WATT
• 4000K	LB10-01512	8605036611361	15W
			LUMEN 1050Lm
			VOLTAGE 220-240V
			FREQUENCY 50-60Hz
			MATERIAL PC
			LED TYPE SMD
			SHAPE OVAL
			MODEL BULKHEAD
			WORK TEMP ta=40°C



CCT	Product Code	EAN code	WATT
• 4000K	LB12-01812	8605036611378	18W
			LUMEN 1260Lm
			VOLTAGE 220-240V
			FREQUENCY 50-60Hz
			MATERIAL PC
			LED TYPE SMD
			SHAPE ROUND
			MODEL BULKHEAD
			WORK TEMP ta=40°C



CCT	Product Code	EAN code	WATT
• 4000K	LB09-01812	8605036611323	18W
			LUMEN 1260Lm
			VOLTAGE 220-240V
			FREQUENCY 50-60Hz
			MATERIAL PC
			LED TYPE SMD
			SHAPE ROUND
			MODEL BULKHEAD
			WORK TEMP ta=40°C




LED Interior Lighting

LED SMART CEILING FIXTURE

For more information visit
www.lambario.com



Technical information above may have tolerance +10%.For final update information please visit website



CCT	Product Code	EAN code	WATT
<ul style="list-style-type: none"> 3000K 4200K 6400K RGB 	LB08-01012	8605036697945	72W
			LUMEN 5760Lm
			VOLTAGE 185-265V
			FREQUENCY 50-60Hz
			MATERIAL AL+PC
			LED TYPE SMD
			BEAM ANGLE 120°
			SHAPE ROUND
			WORK TEMP ta=40°C



CCT	Product Code	EAN code	WATT
<ul style="list-style-type: none"> RGB 	LB09-01232	8605036699826	72W
			LUMEN 5760Lm
			VOLTAGE 185-265V
			FREQUENCY 50-60Hz
			MATERIAL AL+PC
			LED TYPE SMD
			BEAM ANGLE 120°
			SHAPE ROUND
			WORK TEMP ta=40°C

CEILING FIXTURES

Ceiling Fixtures provide exceptional performance in general lighting applications for homes, hotels, motels and commercial properties. Built with an integrated LED panel, the ceiling fixtures produce a high quality of light with superior longevity and energy savings when compared to traditional sources.



LED Outdoor Lighting

WALL LAMP

For more information visit
www.lambario.com





CCT	Product Code	EAN code	WATT
• 4200K	LG37-0109	8605036698621	2x3W
			LUMEN 390Lm
			VOLTAGE 185-265V
			FREQUENCY 50-60Hz
			MATERIAL AL
			LED TYPE SMD
			COLOR WHITE
			MODEL CARLA
			WORK TEMP ta=40°C

2 years WARRANTY 30000 hours 120° beam angle **IP20**



CCT	Product Code	EAN code	WATT
• 4200K	LG37-0110	8605036698638	2x3W
			LUMEN 390Lm
			VOLTAGE 185-265V
			FREQUENCY 50-60Hz
			MATERIAL AL
			LED TYPE SMD
			COLOR GREY
			MODEL CARLA
			WORK TEMP ta=40°C

2 years WARRANTY 30000 hours 120° beam angle **IP20**



CCT	Product Code	EAN code	WATT
• 4200K	LG37-0107	8605036698607	10W
			LUMEN 650Lm
			VOLTAGE 185-265V
			FREQUENCY 50-60Hz
			MATERIAL AL
			LED TYPE SMD
			COLOR WHITE
			MODEL POS
			WORK TEMP ta=40°C

2 years WARRANTY 30000 hours 120° beam angle **IP20**



CCT	Product Code	EAN code	WATT
• 4200K	LG37-0108	8605036698614	10W
			LUMEN 650Lm
			VOLTAGE 185-265V
			FREQUENCY 50-60Hz
			MATERIAL AL
			LED TYPE SMD
			COLOR GREY
			MODEL POS
			WORK TEMP ta=40°C

2 years WARRANTY 30000 hours 120° beam angle **IP20**



CCT	Product Code	EAN code	WATT
• 3000K	LG01-13	8605036613655	7W
			LUMEN 700Lm
			VOLTAGE 220-240V
			FREQUENCY 50-60Hz
			MATERIAL PC
			LED TYPE SMD
			COLOR GREY
			MODEL MINISI
			WORK TEMP ta=40°C

F A I G 2 years WARRANTY 30000 hours 120° beam angle **IP20**



CCT	Product Code	EAN code	WATT
• 3000K	LG01-14	8605036613662	7W
			LUMEN 700Lm
			VOLTAGE 220-240V
			FREQUENCY 50-60Hz
			MATERIAL PC
			LED TYPE SMD
			COLOR WHITE
			MODEL MINISI
			WORK TEMP ta=40°C

F A I G 2 years WARRANTY 30000 hours 120° beam angle **IP20**



CCT	Product Code	EAN code	WATT
• 3000K	LG01-1	8605036613532	11W
			LUMEN 1200Lm
			VOLTAGE 220-240V
			FREQUENCY 50-60Hz
			MATERIAL PC
			LED TYPE SMD
			COLOR GREY
			MODEL AMBES
			WORK TEMP ta=40°C

F A I G 2 years WARRANTY 30000 hours 120° beam angle **IP20**



CCT	Product Code	EAN code	WATT
• 3000K	LG01-2	8605036613549	11W
			LUMEN 1200Lm
			VOLTAGE 220-240V
			FREQUENCY 50-60Hz
			MATERIAL PC
			LED TYPE SMD
			COLOR WHITE
			MODEL AMBES
			WORK TEMP ta=40°C

F A I G 2 years WARRANTY 30000 hours 120° beam angle **IP20**

WALL LAMP

LED Outdoor Lighting

WALL LAMPS

Wall Lamps represent energy efficient designs for areas with a large foot traffic, that require accent lighting applications. Multiple mounting options and are available. Their energy-efficiency is second-to-none as they are based on the extremely efficient LED technologies that we employ.



Indoor Lighting

LED DOWNLIGHT

For more information visit www.lambario.com



CCT	Product Code	EAN code	WATT
• 3000K	LD04-02800	8605036699345	1W
• 4200K	LD04-02810	8605036699352	1W

LUMINOUS FLUX 30Lm
 VOLTAGE 185-265V
 FREQUENCY 50-60Hz
 MATERIAL PC
 BEAM ANGLE 90°
 LED TYPE SMD
 COLOR WHITE
 WORK TEMP ta=40°C

2 years WARRANTY
 30000 hours
 90° beam angle
IP20



CCT	Product Code	EAN code	WATT
• 4200K	LD03-00810	8605036699291	3W

LUMINOUS FLUX 100Lm
 VOLTAGE 185-265V
 FREQUENCY 50-60Hz
 MATERIAL PC
 BEAM ANGLE 90°
 LED TYPE SMD
 COLOR WHITE
 WORK TEMP ta=40°C

2 years WARRANTY
 30000 hours
 90° beam angle
IP20



CCT	Product Code	EAN code	WATT
• 4200K	LD04-03810	8605036699383	3W
• 6400K	LD04-03830	8605036699390	3W

LUMINOUS FLUX 100Lm
 VOLTAGE 185-265V
 FREQUENCY 50-60Hz
 MATERIAL PC
 BEAM ANGLE 90°
 LED TYPE SMD
 COLOR WHITE
 WORK TEMP ta=40°C

2 years WARRANTY
 30000 hours
 90° beam angle
IP20



CCT	Product Code	EAN code	WATT
• 3000K	LD04-00800	8605036699314	1W
• 4200K	LD04-00810	8605036699321	1W
• 6400K	LD04-00830	8605036699338	1W

LUMINOUS FLUX 30Lm
 VOLTAGE 185-265V
 FREQUENCY 50-60Hz
 MATERIAL PC
 BEAM ANGLE 120°
 LED TYPE SMD
 COLOR WHITE
 WORK TEMP ta=40°C

2 years WARRANTY
 30000 hours
 120° beam angle
IP20



CCT	Product Code	EAN code	WATT
• 3000K	LL01-7	8605036613792	20W
• 4000K	LL01-8	8605036613808	20W

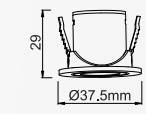
LUMINOUS FLUX 1700Lm
 VOLTAGE 185-265V
 FREQUENCY 50-60Hz
 MATERIAL PC
 BEAM ANGLE 120°
 LED TYPE SMD
 COLOR WHITE
 WORK TEMP ta=40°C

F A T
 2 years WARRANTY
 30000 hours
 120° beam angle
IP20

Technical information above may have tolerance +10%. For final update information please visit website



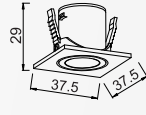
CCT	Product Code	EAN code	WATT 1W
• 3000K	LL01-1	8605036613730	LUMINOUS FLUX 65Lm
• 4000K	LL01-2	8605036613747	VOLTAGE 185-265V
• 6500K	LL01-3	8605036613754	FREQUENCY 50-60Hz
			MATERIAL PC
			BEAM ANGLE 120°
			LED TYPE SMD
			COLOR WHITE
			WORK TEMP ta=40°C



2 years WARRANTY 30000 hours 120° beam angle **IP20**



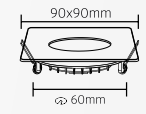
CCT	Product Code	EAN code	WATT 1W
• 3000K	LL01-4	8605036613761	LUMINOUS FLUX 65Lm
• 4000K	LL01-5	8605036613778	VOLTAGE 185-265V
• 6500K	LL01-6	8605036613785	FREQUENCY 50-60Hz
			MATERIAL PC
			BEAM ANGLE 120°
			LED TYPE SMD
			COLOR WHITE
			WORK TEMP ta=40°C



2 years WARRANTY 30000 hours 120° beam angle **IP20**



CCT	Product Code	EAN code	WATT 5W
• 3000K	LD02-00500	8605036695866	LUMINOUS FLUX 500Lm
• 4200K	LD02-00510	8605036695873	VOLTAGE 185-265V
• 6400K	LD02-00530	8605036695880	FREQUENCY 50-60Hz
			MATERIAL PC
			BEAM ANGLE 110°
			LED TYPE SMD
			COLOR WHITE
			WORK TEMP ta=40°C



2 years WARRANTY 30000 hours 110° beam angle **IP20**



CCT	Product Code	EAN code	WATT 8W
• 6400K	LD01-00830	8605036695910	LUMINOUS FLUX 800Lm
			VOLTAGE 185-265V
			FREQUENCY 50-60Hz
			MATERIAL PC
			BEAM ANGLE 110°
			LED TYPE SMD
			COLOR WHITE
			WORK TEMP ta=40°C



2 years WARRANTY 30000 hours 110° beam angle **IP20**



CCT	Product Code	EAN code	WATT 8W
• 6400K	LD02-00830	8605036695941	LUMINOUS FLUX 800Lm
			VOLTAGE 185-265V
			FREQUENCY 50-60Hz
			MATERIAL PC
			BEAM ANGLE 110°
			LED TYPE SMD
			COLOR WHITE
			WORK TEMP ta=40°C



2 years WARRANTY 30000 hours 110° beam angle **IP20**



CCT	Product Code	EAN code	WATT 20W
• 3000K	LP08-01800	8605036699406	LUMINOUS FLUX 1500Lm
• 4000K	LP08-01810	8605036699413	VOLTAGE 185-265V
• 5000K	LP08-01830	8605036699420	FREQUENCY 50-60Hz
			MATERIAL AL+PC
			BEAM ANGLE 90°
			LED TYPE SMD
			COLOR WHITE
			WORK TEMP ta=40°C



2 years WARRANTY 30000 hours 90° beam angle **IP20**



CCT	Product Code	EAN code	WATT 30W
• 4000K	LP08-02410	8605036699444	LUMINOUS FLUX 2250Lm
• 5000K	LP08-02430	8605036699451	VOLTAGE 185-265V
			FREQUENCY 50-60Hz
			MATERIAL AL+PC
			BEAM ANGLE 90°
			LED TYPE SMD
			COLOR WHITE
			WORK TEMP ta=40°C



2 years WARRANTY 30000 hours 90° beam angle **IP20**



CCT	Product Code	EAN code	WATT 9W
• 5000K	LP14-31230	8605036611064	LUMINOUS FLUX 1080Lm
			VOLTAGE 185-265V
			FREQUENCY 50-60Hz
			MATERIAL AL+PC
			BEAM ANGLE 110°
			LED TYPE SMD
			COLOR WHITE
			WORK TEMP ta=40°C



3 years WARRANTY 30000 hours 110° beam angle **IP20**



CCT	Product Code	EAN code	WATT 12W
• 5000K	LP13-31230	8605036611095	LUMINOUS FLUX 1440Lm
			VOLTAGE 185-265V
			FREQUENCY 50-60Hz
			MATERIAL AL+PC
			BEAM ANGLE 110°
			LED TYPE SMD
			COLOR WHITE
			WORK TEMP ta=40°C



3 years WARRANTY 30000 hours 110° beam angle **IP20**



CCT	Product Code	EAN code	WATT 15W
• 3000K	LP13-31800	8605036611101	LUMINOUS FLUX 1800Lm
• 5000K	LP13-31830	8605036611125	VOLTAGE 185-265V
			FREQUENCY 50-60Hz
			MATERIAL AL+PC
			BEAM ANGLE 110°
			LED TYPE SMD
			COLOR WHITE
			WORK TEMP ta=40°C



3 years WARRANTY 30000 hours 110° beam angle **IP20**

LED DOWNLIGHT

Indoor Lighting



CCT	Product Code	EAN code	WATT
• 3000K	LP14-31800	8605036611132	18W
• 4000K	LP14-31810	8605036611149	LUMINOUS FLUX 2160Lm
• 5000K	LP14-31830	8605036611156	VOLTAGE 185-265V
			FREQUENCY 50-60Hz
			MATERIAL AL+PC
			BEAM ANGLE 110°
			LED TYPE SMD
			COLOR WHITE
			WORK TEMP ta=40°C

3 years WARRANTY 30000 HOURS 110° beam angle IP20

CCT	Product Code	EAN code	WATT
• 3000K	LP13-32400	8605036611163	24W
• 5000K	LP13-32430	8605036611187	LUMINOUS FLUX 2880Lm
			VOLTAGE 185-265V
			FREQUENCY 50-60Hz
			MATERIAL AL+PC
			BEAM ANGLE 110°
			LED TYPE SMD
			COLOR WHITE
			WORK TEMP ta=40°C

3 years WARRANTY 30000 HOURS 110° beam angle IP20

DOWNLIGHTS

The wide range of LED Downlights available provide a variety of choices in regard to aesthetics, and use-cases. Downlights are increasingly used in residential and commercial spaces for both general and accent lighting. The appearance of a clean ceiling line enhances the modern environment.

LED DOWNLIGHT

Indoor Lighting



Indoor Lighting

LED DOWNLIGHT 5 years WARRANTY

For more information visit
www.lambario.com





CCT	Product Code	EAN code	WATT
• 3000K	LTD01-01	8605036661069	35W
• 4000K	LTD01-02	8605036661076	LUMINOUS FLUX 3666Lm
• 6500K	LTD01-03	8605036661083	VOLTAGE 220-240V
			FREQUENCY 50-60Hz
			MATERIAL AL+GLASS
			BEAM ANGLE 30°
			LED TYPE SMD
			COLOR WHITE
			WORK TEMP ta=40°C

F AIG

5 years WARRANTY 30000 hours 30° **IP20**



CCT	Product Code	EAN code	WATT
• 3000K	LTD01-04	8605036661090	35W
• 4000K	LTD01-05	8605036661106	LUMINOUS FLUX 3666Lm
• 6500K	LTD01-06	8605036661113	VOLTAGE 220-240V
			FREQUENCY 50-60Hz
			MATERIAL AL+GLASS
			BEAM ANGLE 30°
			LED TYPE SMD
			COLOR BLACK
			WORK TEMP ta=40°C

F AIG

5 years WARRANTY 30000 hours 30° **IP20**



CCT	Product Code	EAN code	WATT
• 3000K	LTD01-07	8605036661120	30W
• 4000K	LTD01-08	8605036661137	LUMINOUS FLUX 2800Lm
• 6500K	LTD01-09	8605036661144	VOLTAGE 220-240V
			FREQUENCY 50-60Hz
			MATERIAL AL+GLASS
			BEAM ANGLE 30°
			LED TYPE SMD
			COLOR WHITE
			WORK TEMP ta=40°C

F AIG

5 years WARRANTY 30000 hours 30° **IP20**



CCT	Product Code	EAN code	WATT
• 3000K	LTD01-10	8605036661151	30W
• 4000K	LTD01-11	8605036661168	LUMINOUS FLUX 2800Lm
• 6500K	LTD01-12	8605036661175	VOLTAGE 220-240V
			FREQUENCY 50-60Hz
			MATERIAL AL+GLASS
			BEAM ANGLE 30°
			LED TYPE SMD
			COLOR WHITE
			WORK TEMP ta=40°C

F AIG

5 years WARRANTY 30000 hours 30° **IP20**



CCT	Product Code	EAN code	WATT
• 3000K	LTD01-13	8605036661182	10W
• 4000K	LTD01-14	8605036661199	LUMINOUS FLUX 834Lm
• 6500K	LTD01-15	8605036661205	VOLTAGE 220-240V
			FREQUENCY 50-60Hz
			MATERIAL AL+GLASS
			BEAM ANGLE 30°
			LED TYPE SMD
			COLOR WHITE
			WORK TEMP ta=40°C

G AIG

5 years WARRANTY 30000 hours 30° **IP20**



CCT	Product Code	EAN code	WATT
• 3000K	LTD01-16	8605036661212	10W
• 4000K	LTD01-17	8605036661229	LUMINOUS FLUX 834Lm
• 6500K	LTD01-18	8605036661236	VOLTAGE 220-240V
			FREQUENCY 50-60Hz
			MATERIAL AL+GLASS
			BEAM ANGLE 30°
			LED TYPE SMD
			COLOR BLACK
			WORK TEMP ta=40°C

G AIG

5 years WARRANTY 30000 hours 30° **IP20**



CCT	Product Code	EAN code	WATT
• 3000K	LTD01-19	8605036661243	35W
• 4000K	LTD01-20	8605036661250	LUMINOUS FLUX 3371Lm
• 6500K	LTD01-21	8605036661267	VOLTAGE 220-240V
			FREQUENCY 50-60Hz
			MATERIAL AL+GLASS
			BEAM ANGLE 30°
			LED TYPE SMD
			COLOR WHITE
			WORK TEMP ta=40°C

F AIG

5 years WARRANTY 30000 hours 30° **IP20**



CCT	Product Code	EAN code	WATT
• 3000K	LTD01-22	8605036661274	35W
• 4000K	LTD01-23	8605036661281	LUMINOUS FLUX 3371Lm
• 6500K	LTD01-24	8605036661298	VOLTAGE 220-240V
			FREQUENCY 50-60Hz
			MATERIAL AL+GLASS
			BEAM ANGLE 30°
			LED TYPE SMD
			COLOR BLACK
			WORK TEMP ta=40°C

F AIG

5 years WARRANTY 30000 hours 30° **IP20**



CCT	Product Code	EAN code	WATT
• 3000K	LTD01-25	8605036661304	2x35W
• 4000K	LTD01-26	8605036661311	LUMINOUS FLUX 7279Lm
• 6500K	LTD01-27	8605036661328	VOLTAGE 220-240V
			FREQUENCY 50-60Hz
			MATERIAL AL+GLASS
			BEAM ANGLE 30°
			LED TYPE SMD
			COLOR WHITE
			WORK TEMP ta=40°C

F AIG

5 years WARRANTY 30000 hours 30° **IP20**



CCT	Product Code	EAN code	WATT
• 3000K	LTD01-28	8605036661335	2x35W
• 4000K	LTD01-29	8605036661342	LUMINOUS FLUX 7279Lm
• 6500K	LTD01-30	8605036661359	VOLTAGE 220-240V
			FREQUENCY 50-60Hz
			MATERIAL AL+GLASS
			BEAM ANGLE 30°
			LED TYPE SMD
			COLOR BLACK
			WORK TEMP ta=40°C

F AIG

5 years WARRANTY 30000 hours 30° **IP20**

LED DOWNLIGHT 5 years WARRANTY

Indoor Lighting



CCT	Product Code	EAN code	WATT 35W
• 3000K	LTD01-34	8605036661397	LUMINOUS FLUX 3376Lm
• 4000K	LTD01-35	8605036661403	VOLTAGE 220-240V
• 6500K	LTD01-36	8605036661410	FREQUENCY 50-60Hz
			MATERIAL AL+GLASS
			BEAM ANGLE 30°
			LED TYPE SMD
			COLOR WHITE
			WORK TEMP ta=40°C

F AIG

5 years WARRANTY 30000 hours 30° beam angle IP20



CCT	Product Code	EAN code	WATT 35W
• 3000K	LTD01-37	8605036661427	LUMINOUS FLUX 3376Lm
• 4000K	LTD01-38	8605036661434	VOLTAGE 220-240V
• 6500K	LTD01-39	8605036661441	FREQUENCY 50-60Hz
			MATERIAL AL+GLASS
			BEAM ANGLE 30°
			LED TYPE SMD
			COLOR BLACK
			WORK TEMP ta=40°C

F AIG

5 years WARRANTY 30000 hours 30° beam angle IP20



CCT	Product Code	EAN code	WATT 30W
• 3000K	LTD01-31	8605036661366	LUMINOUS FLUX 3620Lm
• 4000K	LTD01-32	8605036661373	VOLTAGE 220-240V
			FREQUENCY 50-60Hz
			MATERIAL AL+GLASS
			BEAM ANGLE 120°
			LED TYPE SMD
			COLOR BLACK
			WORK TEMP ta=40°C

E AIG

5 years WARRANTY 30000 hours 120° beam angle IP20



LED Interior Lighting

LED TRACKLIGHT 5 years WARRANTY

For more information visit
www.lambario.com





CCT	Product Code	EAN code	WATT
• 3000K	LTR01-01	8605036660062	30W
• 4000K	LTR01-02	8605036660079	LUMINOUS FLUX 2800Lm
• 6500K	LTR01-03	8605036660086	VOLTAGE 220-240V
			FREQUENCY 50-60Hz
			MATERIAL AL+GLASS
			BEAM ANGLE 30°
			LED TYPE SMD
			COLOR WHITE
			WORK TEMP ta=40°C



CCT	Product Code	EAN code	WATT
• 3000K	LTR01-04	8605036660093	30W
• 4000K	LTR01-05	8605036660109	LUMINOUS FLUX 2800Lm
• 6500K	LTR01-06	8605036660116	VOLTAGE 220-240V
			FREQUENCY 50-60Hz
			MATERIAL AL+GLASS
			BEAM ANGLE 30°
			LED TYPE SMD
			COLOR BLACK
			WORK TEMP ta=40°C



CCT	Product Code	EAN code	WATT
• 3000K	LTR01-07	8605036660123	30W
• 4000K	LTR01-08	8605036660130	LUMINOUS FLUX 2909Lm
• 6500K	LTR01-09	8605036660147	VOLTAGE 220-240V
			FREQUENCY 50-60Hz
			MATERIAL AL+GLASS
			BEAM ANGLE 30°
			LED TYPE SMD
			COLOR WHITE
			WORK TEMP ta=40°C



CCT	Product Code	EAN code	WATT
• 3000K	LTR01-10	8605036660154	30W
• 4000K	LTR01-11	8605036660161	LUMINOUS FLUX 2909Lm
• 6500K	LTR01-12	8605036660178	VOLTAGE 220-240V
			FREQUENCY 50-60Hz
			MATERIAL AL+GLASS
			BEAM ANGLE 30°
			LED TYPE SMD
			COLOR BLACK
			WORK TEMP ta=40°C



CCT	Product Code	EAN code	WATT
• 3000K	LTR01-13	8605036660185	40W
• 4000K	LTR01-14	8605036660192	LUMINOUS FLUX 3658Lm
• 6500K	LTR01-15	8605036660208	VOLTAGE 220-240V
			FREQUENCY 50-60Hz
			MATERIAL AL+GLASS
			BEAM ANGLE 30°
			LED TYPE SMD
			COLOR WHITE
			WORK TEMP ta=40°C



CCT	Product Code	EAN code	WATT
• 3000K	LTR01-16	8605036660215	40W
• 4000K	LTR01-17	8605036660222	LUMINOUS FLUX 3658Lm
• 6500K	LTR01-18	8605036660239	VOLTAGE 220-240V
			FREQUENCY 50-60Hz
			MATERIAL AL+GLASS
			BEAM ANGLE 30°
			LED TYPE SMD
			COLOR BLACK
			WORK TEMP ta=40°C



CCT	Product Code	EAN code	WATT
• 3000K	LTR01-19	8605036660246	30W
• 4000K	LTR01-20	8605036660253	LUMINOUS FLUX 2800Lm
• 6500K	LTR01-21	8605036660260	VOLTAGE 220-240V
			FREQUENCY 50-60Hz
			MATERIAL AL+GLASS
			BEAM ANGLE 30°
			LED TYPE SMD
			COLOR WHITE
			WORK TEMP ta=40°C



CCT	Product Code	EAN code	WATT
• 3000K	LTR01-22	8605036660277	30W
• 4000K	LTR01-23	8605036660284	LUMINOUS FLUX 2800Lm
• 6500K	LTR01-24	8605036660291	VOLTAGE 220-240V
			FREQUENCY 50-60Hz
			MATERIAL AL+GLASS
			BEAM ANGLE 30°
			LED TYPE SMD
			COLOR BLACK
			WORK TEMP ta=40°C



CCT	Product Code	EAN code	WATT
• 3000K	LTR01-25	8605036660307	30W
• 4000K	LTR01-26	8605036660314	LUMINOUS FLUX 2800Lm
• 6500K	LTR01-27	8605036660321	VOLTAGE 220-240V
			FREQUENCY 50-60Hz
			MATERIAL AL+GLASS
			BEAM ANGLE 30°
			LED TYPE SMD
			COLOR WHITE
			WORK TEMP ta=40°C



CCT	Product Code	EAN code	WATT
• 3000K	LTR01-28	8605036660338	30W
• 4000K	LTR01-29	8605036660345	LUMINOUS FLUX 2800Lm
• 6500K	LTR01-30	8605036660352	VOLTAGE 220-240V
			FREQUENCY 50-60Hz
			MATERIAL AL+GLASS
			BEAM ANGLE 30°
			LED TYPE SMD
			COLOR BLACK
			WORK TEMP ta=40°C

LED TRACKLIGHT 5 years WARRANTY

LED Interior Lighting



CCT	Product Code	EAN code	WATT 10W
• 3000K	LTR01-31	8605036660369	LUMINOUS FLUX 704Lm
• 4000K	LTR01-32	8605036660376	VOLTAGE 220-240V
• 6500K	LTR01-33	8605036660383	FREQUENCY 50-60Hz
			MATERIAL AL+GLASS
			BEAM ANGLE 30°
			LED TYPE SMD
			COLOR WHITE
			WORK TEMP ta=40°C



CCT	Product Code	EAN code	WATT 10W
• 3000K	LTR01-34	8605036660390	LUMINOUS FLUX 704Lm
• 4000K	LTR01-35	8605036660406	VOLTAGE 220-240V
• 6500K	LTR01-36	8605036660413	FREQUENCY 50-60Hz
			MATERIAL AL+GLASS
			BEAM ANGLE 30°
			LED TYPE SMD
			COLOR BLACK
			WORK TEMP ta=40°C




CCT	Product Code	EAN code	WATT 30W
• 3000K	LD30-13000	8605036614515	LUMINOUS FLUX 3014Lm
• 4000K	LD30-13010	8605036614522	VOLTAGE 220-240V
			FREQUENCY 50-60Hz
			MATERIAL AL+GLASS
			BEAM ANGLE 30°
			LED TYPE SMD
			COLOR WHITE
			WORK TEMP ta=40°C



CCT	Product Code	EAN code	WATT 30W
• 3000K	LD30-13001	8605036614539	LUMINOUS FLUX 3014Lm
• 4000K	LD30-13011	8605036614546	VOLTAGE 220-240V
			FREQUENCY 50-60Hz
			MATERIAL AL+GLASS
			BEAM ANGLE 30°
			LED TYPE SMD
			COLOR WHITE
			WORK TEMP ta=40°C

LED TRACKLIGHT 5 years WARRANTY

LED Interior Lighting



LED Interior Lighting

LED TRACKLIGHT

For more information visit
www.lambario.com



Technical information above may have tolerance +10%.For final update information please visit website



CCT	Product Code	EAN code	WATT
• 3000K	LD31-01500	8605036698645	10W
• 4000K	LD31-01510	8605036698706	
• 6500K	LD31-01530	8605036614454	

WATT	LUMINOUS FLUX	VOLTAGE	FREQUENCY	MATERIAL	BEAM ANGLE	LED TYPE	COLOR	WORK TEMP
10W	780Lm	185-265V	50-60Hz	AL+PC	30°	SMD	WHITE	ta=40°C



CCT	Product Code	EAN code	WATT
• 3000K	LD31-02000	8605036698652	20W
• 4000K	LD31-02010	8605036698713	
• 6500K	LD31-02030	8605036614492	

WATT	LUMINOUS FLUX	VOLTAGE	FREQUENCY	MATERIAL	BEAM ANGLE	LED TYPE	COLOR	WORK TEMP
20W	1974Lm	185-265V	50-60Hz	AL+PC	30°	SMD	WHITE	ta=40°C



CCT	Product Code	EAN code	WATT
• 3000K	LD31-03000	8605036698669	30W
• 4000K	LD31-03010	8605036698720	
• 6500K	LD31-03030	8605036614508	

WATT	LUMINOUS FLUX	VOLTAGE	FREQUENCY	MATERIAL	BEAM ANGLE	LED TYPE	COLOR	WORK TEMP
30W	2400Lm	185-265V	50-60Hz	AL+PC	30°	SMD	WHITE	ta=40°C



CCT	Product Code	EAN code	WATT
• 3000K	LD31-01501	8605036698676	10W
• 4000K	LD31-01511	8605036698737	

WATT	LUMINOUS FLUX	VOLTAGE	FREQUENCY	MATERIAL	BEAM ANGLE	LED TYPE	COLOR	WORK TEMP
10W	780Lm	185-265V	50-60Hz	AL+PC	30°	SMD	BLACK	ta=40°C



CCT	Product Code	EAN code	WATT
• 3000K	LD31-02001	8605036698683	20W
• 4000K	LD31-02011	8605036698744	

WATT	LUMINOUS FLUX	VOLTAGE	FREQUENCY	MATERIAL	BEAM ANGLE	LED TYPE	COLOR	WORK TEMP
20W	1974Lm	185-265V	50-60Hz	AL+PC	30°	SMD	BLACK	ta=40°C



CCT	Product Code	EAN code	WATT
• 3000K	LD31-03001	8605036698690	30W
• 4000K	LD31-03011	8605036698751	

WATT	LUMINOUS FLUX	VOLTAGE	FREQUENCY	MATERIAL	BEAM ANGLE	LED TYPE	COLOR	WORK TEMP
30W	2400Lm	185-265V	50-60Hz	AL+PC	30°	SMD	BLACK	ta=40°C



CCT	Product Code	EAN code	WATT
• 3000K	LD31-03031	8605036698782	30W

WATT	LUMINOUS FLUX	VOLTAGE	FREQUENCY	MATERIAL	BEAM ANGLE	LED TYPE	COLOR	WORK TEMP
30W	2400Lm	185-265V	50-60Hz	AL+PC	/	SMD	BLACK	ta=40°C



CCT	Product Code	EAN code	WATT
• 6500K	LD32-01500	8605036614461	10W

WATT	LUMINOUS FLUX	VOLTAGE	FREQUENCY	MATERIAL	BEAM ANGLE	LED TYPE	COLOR	WORK TEMP
10W	1185Lm	185-265V	50-60Hz	AL+PC	30°	SMD	BLACK	ta=40°C



CCT	Product Code	EAN code	WATT
• 6500K	LD32-01510	8605036614478	20W

WATT	LUMINOUS FLUX	VOLTAGE	FREQUENCY	MATERIAL	BEAM ANGLE	LED TYPE	COLOR	WORK TEMP
20W	2438Lm	185-265V	50-60Hz	AL+PC	30°	SMD	BLACK	ta=40°C



CCT	Product Code	EAN code	WATT
• 6500K	LD32-01530	8605036614478	30W

WATT	LUMINOUS FLUX	VOLTAGE	FREQUENCY	MATERIAL	BEAM ANGLE	LED TYPE	COLOR	WORK TEMP
30W	3575Lm	185-265V	50-60Hz	AL+PC	30°	SMD	BLACK	ta=40°C

LED TRACKLIGHT

LED Interior Lighting



SPOTLIGHT FIXTURES

The innovative Spotlight Fixtures allow for a greater flexibility in selecting the lighting technology that will power the lighting solutions, due to the open and interchangeable system available. The built in heat-sink and reflector allows for efficient development and iteration.



Interior Lighting

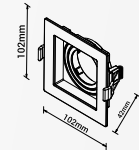
SPOTLIGHT FIXTURE

For more information visit
www.lambario.com






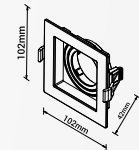
COLOR	Product Code	EAN code	SOCKET
WHITE	LS01-1	8605036612764	1xGU10
			WATT MAX 35W
			VOLTAGE 220V 12V
			FREQUENCY 50-60Hz
			MATERIAL PC
			BULB SHAPE Mr16
			MODEL ESTE-SQR
			SERIES SPOTLIGHT
			WORK TEMP ta=40°C



5 years WARRANTY IP20



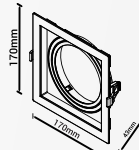
COLOR	Product Code	EAN code	SOCKET
BLACK	LS01-2	8605036612771	1xGU10
			WATT MAX 35W
			VOLTAGE 220V 12V
			FREQUENCY 50-60Hz
			MATERIAL PC
			BULB SHAPE Mr16
			MODEL ESTE-SQR
			SERIES SPOTLIGHT
			WORK TEMP ta=40°C



5 years WARRANTY IP20



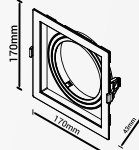
COLOR	Product Code	EAN code	SOCKET
WHITE	LS01-3	8605036612788	1xGU10
			WATT MAX 35W
			VOLTAGE 220V 12V
			FREQUENCY 50-60Hz
			MATERIAL PC
			BULB SHAPE Mr16
			MODEL ESTE-SQR
			SERIES SPOTLIGHT
			WORK TEMP ta=40°C



5 years WARRANTY IP20



COLOR	Product Code	EAN code	SOCKET
BLACK	LS01-4	8605036612795	1xGU10
			WATT MAX 35W
			VOLTAGE 220V 12V
			FREQUENCY 50-60Hz
			MATERIAL PC
			BULB SHAPE Mr16
			MODEL ESTE-SQR
			SERIES SPOTLIGHT
			WORK TEMP ta=40°C



5 years WARRANTY IP20




COLOR	Product Code	EAN code	SOCKET
IRON	LS01-5	8605036612801	/
			WATT MAX /
			VOLTAGE /
			FREQUENCY /
			MATERIAL AL
			BULB SHAPE /
			MODEL ESTE-SQR-1
			SERIES CONECTOR
			AL-ARI1-LS01-3-4

5 years WARRANTY IP20

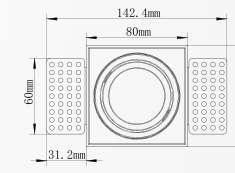


COLOR	Product Code	EAN code	SOCKET
IRON	LS01-6	8605036612818	/
			WATT MAX /
			VOLTAGE /
			FREQUENCY /
			MATERIAL AL
			BULB SHAPE /
			MODEL ESTE-SQR-1
			SERIES CONECTOR
			AL-ARI1-LS01-3-4


5 years WARRANTY IP20



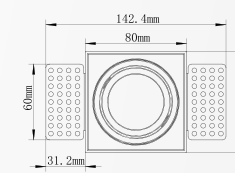
COLOR	Product Code	EAN code	SOCKET
WHITE	LS01-7	8605036612825	1xGU10
			WATT MAX 35W
			VOLTAGE 220V 12V
			FREQUENCY 50-60Hz
			MATERIAL PC+AL
			BULB SHAPE Mr16
			MODEL SOLON-SQR
			SERIES SPOTLIGHT
			WORK TEMP ta=40°C



5 years WARRANTY IP20



COLOR	Product Code	EAN code	SOCKET
BLACK	LS01-8	8605036612832	1xGU10
			WATT MAX 35W
			VOLTAGE 220V 12V
			FREQUENCY 50-60Hz
			MATERIAL PC+AL
			BULB SHAPE Mr16
			MODEL SOLON-SQR
			SERIES SPOTLIGHT
			WORK TEMP ta=40°C



5 years WARRANTY IP20

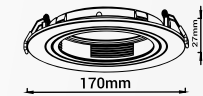


COLOR	Product Code	EAN code	SOCKET
GRAY	LS01-9	8605036612849	/
			WATT MAX /
			VOLTAGE /
			FREQUENCY /
			MATERIAL AL
			BULB SHAPE /
			MODEL SOLON-SQR
			SERIES /
			WORK TEMP /

5 years WARRANTY IP20



COLOR	Product Code	EAN code	SOCKET
WHITE	LS01-10	8605036612856	1xGU10
			WATT MAX 35W
			VOLTAGE 220V 12V
			FREQUENCY 50-60Hz
			MATERIAL PC
			BULB SHAPE Mr16
			MODEL ESTE-RND
			SERIES SPOTLIGHT
			WORK TEMP ta=40°C



5 years WARRANTY IP20

SPOTLIGHT FIXTURE

Interior Lighting



COLOR BLACK	Product Code LS01-11	EAN code 8605036612863	SOCKET 1xGU10 WATT MAX 35W VOLTAGE 220V 12V FREQUENCY 50-60Hz MATERIAL PC BULB SHAPE Mr16 MODEL ESTE-RND SERIES SPOTLIGHT WORK TEMP ta=40°C



COLOR WHITE	Product Code LS01-16	EAN code 8605036612917	SOCKET 1xGU10 WATT MAX 35W VOLTAGE 220V 12V FREQUENCY 50-60Hz MATERIAL PC BULB SHAPE Mr16 MODEL RET-RND SERIES SPOTLIGHT WORK TEMP ta=40°C



COLOR WHITE	Product Code LS01-12	EAN code 8605036612870	SOCKET 1xGU10 WATT MAX 35W VOLTAGE 220V 12V FREQUENCY 50-60Hz MATERIAL PC BULB SHAPE Mr16 MODEL PERA-RND SERIES SPOTLIGHT WORK TEMP ta=40°C



COLOR BLACK	Product Code LS01-17	EAN code 8605036612924	SOCKET 1xGU10 WATT MAX 35W VOLTAGE 220V 12V FREQUENCY 50-60Hz MATERIAL PC BULB SHAPE Mr16 MODEL RET-RND SERIES SPOTLIGHT WORK TEMP ta=40°C



COLOR BLACK	Product Code LS01-13	EAN code 8605036612887	SOCKET 1xGU10 WATT MAX 35W VOLTAGE 220V 12V FREQUENCY 50-60Hz MATERIAL PC BULB SHAPE Mr16 MODEL PERA-RND SERIES SPOTLIGHT WORK TEMP ta=40°C



COLOR WHITE	Product Code LS01-18	EAN code 8605036612931	SOCKET 1xGU10 WATT MAX 35W VOLTAGE 220V 12V FREQUENCY 50-60Hz MATERIAL PC BULB SHAPE Mr16 MODEL RET-SQR SERIES SPOTLIGHT WORK TEMP ta=40°C



COLOR WHITE	Product Code LS01-14	EAN code 8605036612894	SOCKET 1xGU10 WATT MAX 35W VOLTAGE 220V 12V FREQUENCY 50-60Hz MATERIAL PC BULB SHAPE Mr16 MODEL PERA-SQR SERIES SPOTLIGHT WORK TEMP ta=40°C



COLOR BLACK	Product Code LS01-19	EAN code 8605036612948	SOCKET 1xGU10 WATT MAX 35W VOLTAGE 220V 12V FREQUENCY 50-60Hz MATERIAL PC BULB SHAPE Mr16 MODEL RET-SQR SERIES SPOTLIGHT WORK TEMP ta=40°C



COLOR BLACK	Product Code LS01-15	EAN code 8605036612900	SOCKET 1xGU10 WATT MAX 35W VOLTAGE 220V 12V FREQUENCY 50-60Hz MATERIAL PC BULB SHAPE Mr16 MODEL PERA-SQR SERIES SPOTLIGHT WORK TEMP ta=40°C



COLOR WHITE	Product Code LS01-20	EAN code 8605036612955	SOCKET 1xGU10 WATT MAX 35W VOLTAGE 220V 12V FREQUENCY 50-60Hz MATERIAL PC BULB SHAPE Mr16 MODEL SPODI-RND SERIES SPOTLIGHT WORK TEMP ta=40°C

SPOTLIGHT FIXTURE

Interior Lighting



COLOR	Product Code	EAN code	SOCKET
BLACK	LS01-21	8605036612962	1xGU10
			WATT MAX 35W
			VOLTAGE 220V 12V
			FREQUENCY 50-60Hz
			MATERIAL PC
			BULB SHAPE Mr16
			MODEL SPODI-RND
			SERIES SPOTLIGHT
			WORK TEMP ta=40°C

5 years WARRANTY IP20



COLOR	Product Code	EAN code	SOCKET
WHITE	LS01-26	8605036613013	1xGU10
			WATT MAX 35W
			VOLTAGE 220V 12V
			FREQUENCY 50-60Hz
			MATERIAL PC
			BULB SHAPE Mr16
			MODEL ZEO-RND
			SERIES SPOTLIGHT
			WORK TEMP ta=40°C

5 years WARRANTY IP20



COLOR	Product Code	EAN code	SOCKET
WHITE	LS01-22	8605036612979	1xGU10
			WATT MAX 35W
			VOLTAGE 220V 12V
			FREQUENCY 50-60Hz
			MATERIAL PC
			BULB SHAPE Mr16
			MODEL SPODI-SQR
			SERIES SPOTLIGHT
			WORK TEMP ta=40°C

5 years WARRANTY IP20



COLOR	Product Code	EAN code	SOCKET
BLACK	LS01-27	8605036613020	1xGU10
			WATT MAX 35W
			VOLTAGE 220V 12V
			FREQUENCY 50-60Hz
			MATERIAL PC
			BULB SHAPE Mr16
			MODEL ZEO-RND
			SERIES SPOTLIGHT
			WORK TEMP ta=40°C

5 years WARRANTY IP20



COLOR	Product Code	EAN code	SOCKET
BLACK	LS01-23	8605036612986	1xGU10
			WATT MAX 35W
			VOLTAGE 220V 12V
			FREQUENCY 50-60Hz
			MATERIAL PC
			BULB SHAPE Mr16
			MODEL SPODI-SQR
			SERIES SPOTLIGHT
			WORK TEMP ta=40°C

5 years WARRANTY IP20



COLOR	Product Code	EAN code	SOCKET
WHITE	LS01-28	8605036613037	1xGU10
			WATT MAX 35W
			VOLTAGE 220V 12V
			FREQUENCY 50-60Hz
			MATERIAL PC
			BULB SHAPE Mr16
			MODEL SPARES-SQR
			SERIES SPOTLIGHT
			WORK TEMP ta=40°C

5 years WARRANTY IP20



COLOR	Product Code	EAN code	SOCKET
WHITE	LS01-24	8605036612993	1xGU10
			WATT MAX 35W
			VOLTAGE 220V 12V
			FREQUENCY 50-60Hz
			MATERIAL PC
			BULB SHAPE Mr16
			MODEL OPES-SQR
			SERIES SPOTLIGHT
			WORK TEMP ta=40°C

5 years WARRANTY IP20



COLOR	Product Code	EAN code	SOCKET
BLACK	LS01-29	8605036613044	1xGU10
			WATT MAX 35W
			VOLTAGE 220V 12V
			FREQUENCY 50-60Hz
			MATERIAL PC
			BULB SHAPE Mr16
			MODEL SPARES-SQR
			SERIES SPOTLIGHT
			WORK TEMP ta=40°C

5 years WARRANTY IP20



COLOR	Product Code	EAN code	SOCKET
BLACK	LS01-25	8605036613006	1xGU10
			WATT MAX 35W
			VOLTAGE 220V 12V
			FREQUENCY 50-60Hz
			MATERIAL PC
			BULB SHAPE Mr16
			MODEL OPES-SQR
			SERIES SPOTLIGHT
			WORK TEMP ta=40°C

5 years WARRANTY IP20



COLOR	Product Code	EAN code	SOCKET
WHITE	LS01-30	8605036613051	1xGU10
			WATT MAX 35W
			VOLTAGE 220V 12V
			FREQUENCY 50-60Hz
			MATERIAL PC
			BULB SHAPE Mr16
			MODEL SPARES-SQR
			SERIES SPOTLIGHT
			WORK TEMP ta=40°C

5 years WARRANTY IP20

SPOTLIGHT FIXTURE

Interior Lighting




COLOR BLACK	Product Code LS01-31	EAN code 8605036613068	SOCKET 1xGU10 WATT MAX 35W VOLTAGE 220V 12V FREQUENCY 50-60Hz MATERIAL PC BULB SHAPE Mr16 MODEL SPARES-SQR SERIES SPOTLIGHT WORK TEMP ta=40°C




COLOR WHITE	Product Code LS01-36	EAN code 8605036613112	SOCKET 3xGU10 WATT MAX 35W VOLTAGE 220V 12V FREQUENCY 50-60Hz MATERIAL PC BULB SHAPE Mr16 MODEL SPARES-SQR SERIES SPOTLIGHT WORK TEMP ta=40°C



COLOR WHITE	Product Code LS01-32	EAN code 8605036613075	SOCKET 1xGU10 WATT MAX 35W VOLTAGE 220V 12V FREQUENCY 50-60Hz MATERIAL PC BULB SHAPE Mr16 MODEL SPARES-SQR SERIES SPOTLIGHT WORK TEMP ta=40°C



COLOR BLACK	Product Code LS01-37	EAN code 8605036613129	SOCKET 3xGU10 WATT MAX 35W VOLTAGE 220V 12V FREQUENCY 50-60Hz MATERIAL PC BULB SHAPE Mr16 MODEL SPARES-SQR SERIES SPOTLIGHT WORK TEMP ta=40°C



COLOR BLACK	Product Code LS01-33	EAN code 8605036613082	SOCKET 1xGU10 WATT MAX 35W VOLTAGE 220V 12V FREQUENCY 50-60Hz MATERIAL PC BULB SHAPE Mr16 MODEL SPARES-SQR SERIES SPOTLIGHT WORK TEMP ta=40°C



COLOR WHITE	Product Code LS01-38	EAN code 8605036613136	SOCKET 1xGU10 WATT MAX 35W VOLTAGE 220V 12V FREQUENCY 50-60Hz MATERIAL PC BULB SHAPE Mr16 MODEL LENES-SQR- SERIES SPOTLIGHT WORK TEMP ta=40°C



COLOR WHITE	Product Code LS01-34	EAN code 8605036613099	SOCKET 2xGU10 WATT MAX 35W VOLTAGE 220V 12V FREQUENCY 50-60Hz MATERIAL PC BULB SHAPE Mr16 MODEL SPARES-SQR SERIES SPOTLIGHT WORK TEMP ta=40°C



COLOR BLACK	Product Code LS01-39	EAN code 8605036613143	SOCKET 1xGU10 WATT MAX 35W VOLTAGE 220V 12V FREQUENCY 50-60Hz MATERIAL PC BULB SHAPE Mr16 MODEL LENES-SQR- SERIES SPOTLIGHT WORK TEMP ta=40°C



COLOR BLACK	Product Code LS01-35	EAN code 8605036613105	SOCKET 2xGU10 WATT MAX 35W VOLTAGE 220V 12V FREQUENCY 50-60Hz MATERIAL PC BULB SHAPE Mr16 MODEL SPARES-SQR SERIES SPOTLIGHT WORK TEMP ta=40°C



COLOR WHITE	Product Code LS01-40	EAN code 8605036613150	SOCKET 2xGU10 WATT MAX 35W VOLTAGE 220V 12V FREQUENCY 50-60Hz MATERIAL PC BULB SHAPE Mr16 MODEL LENES-SQR SERIES SPOTLIGHT WORK TEMP ta=40°C



COLOR BLACK	Product Code LS01-41	EAN code 8605036613167	SOCKET 2xGU10 WATT MAX 35W VOLTAGE 220V 12V FREQUENCY 50-60Hz MATERIAL PC BULB SHAPE Mr16 MODEL LENES-SQR SERIES SPOTLIGHT WORK TEMP ta=40°C
-----------------------	---------------------------------------	----------------------------------	---

5 years WARRANTY IP20



COLOR WHITE	Product Code LS01-42	EAN code 8605036613174	SOCKET 3xGU10 WATT MAX 35W VOLTAGE 220V 12V FREQUENCY 50-60Hz MATERIAL PC BULB SHAPE Mr16 MODEL LENES-SQR SERIES SPOTLIGHT WORK TEMP ta=40°C
-----------------------	---------------------------------------	----------------------------------	---

5 years WARRANTY IP20



COLOR BLACK	Product Code LS01-43	EAN code 8605036613181	SOCKET 3xGU10 WATT MAX 35W VOLTAGE 220V 12V FREQUENCY 50-60Hz MATERIAL PC BULB SHAPE Mr16 MODEL LENES-SQR SERIES SPOTLIGHT WORK TEMP ta=40°C
-----------------------	---------------------------------------	----------------------------------	---

5 years WARRANTY IP20



COLOR WHITE-BLACK	Product Code LS01-44	EAN code 8605036613198	SOCKET 1xGU10 WATT MAX 35W VOLTAGE 220V 12V FREQUENCY 50-60Hz MATERIAL PC BULB SHAPE Mr16 MODEL SPEZO-RND SERIES SPOTLIGHT WORK TEMP ta=40°C
-----------------------------	---------------------------------------	----------------------------------	---

5 years WARRANTY IP20



COLOR BLACK-WHITE	Product Code LS01-45	EAN code 8605036613204	SOCKET 1xGU10 WATT MAX 35W VOLTAGE 220V 12V FREQUENCY 50-60Hz MATERIAL PC BULB SHAPE Mr16 MODEL SPEZO-RND SERIES SPOTLIGHT WORK TEMP ta=40°C
-----------------------------	---------------------------------------	----------------------------------	---

5 years WARRANTY IP20



COLOR WHITE-BLACK	Product Code LS01-46	EAN code 8605036613211	SOCKET 1xGU10 WATT MAX 35W VOLTAGE 220V 12V FREQUENCY 50-60Hz MATERIAL PC BULB SHAPE Mr16 MODEL SPEZO-RND SERIES SPOTLIGHT WORK TEMP ta=40°C
-----------------------------	---------------------------------------	----------------------------------	---

5 years WARRANTY IP20



COLOR BLACK-WHITE	Product Code LS01-47	EAN code 8605036613228	SOCKET 1xGU10 WATT MAX 35W VOLTAGE 220V 12V FREQUENCY 50-60Hz MATERIAL PC BULB SHAPE Mr16 MODEL SPEZO-RND SERIES SPOTLIGHT WORK TEMP ta=40°C
-----------------------------	---------------------------------------	----------------------------------	---

5 years WARRANTY IP20



COLOR BLACK	Product Code LS01-48	EAN code 8605036613235	SOCKET 1xGU10 WATT MAX 35W VOLTAGE 220V 12V FREQUENCY 50-60Hz MATERIAL AL BULB SHAPE Mr16 MODEL PRODES-BLC SERIES SPOTLIGHT WORK TEMP ta=40°C
-----------------------	---------------------------------------	----------------------------------	--

5 years WARRANTY IP20



COLOR BLACK	Product Code LS01-49	EAN code 8605036613242	SOCKET 1xGU10 WATT MAX 35W VOLTAGE 220V 12V FREQUENCY 50-60Hz MATERIAL AL BULB SHAPE Mr16 MODEL PRODES-BLC SERIES SPOTLIGHT WORK TEMP ta=40°C
-----------------------	---------------------------------------	----------------------------------	--

5 years WARRANTY IP20



COLOR WHITE	Product Code LS01-50	EAN code 8605036613259	SOCKET 1xGU10 WATT MAX 35W VOLTAGE 220V 12V FREQUENCY 50-60Hz MATERIAL AL BULB SHAPE Mr16 MODEL FELES SERIES SPOTLIGHT WORK TEMP ta=40°C
-----------------------	---------------------------------------	----------------------------------	---

5 years WARRANTY IP20

SPOTLIGHT FIXTURE

Interior Lighting



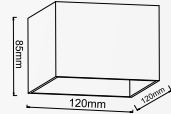
COLOR	Product Code	EAN code	SOCKET
BLACK	LS01-51	8605036613266	1xGU10
			WATT MAX 35W
			VOLTAGE 220V 12V
			FREQUENCY 50-60Hz
			MATERIAL AL
			BULB SHAPE Mr16
			MODEL FELES
			SERIES SPOTLIGHT
			WORK TEMP ta=40°C



5 years WARRANTY **IP20**



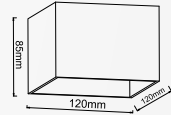
COLOR	Product Code	EAN code	SOCKET
WHITE	LS01-52	8605036613273	1xGU10
			WATT MAX 35W
			VOLTAGE 220V 12V
			FREQUENCY 50-60Hz
			MATERIAL AL
			BULB SHAPE Mr16
			MODEL FELES
			SERIES SPOTLIGHT
			WORK TEMP ta=40°C



5 years WARRANTY **IP20**



COLOR	Product Code	EAN code	SOCKET
BLACK	LS01-53	8605036613280	1xGU10
			WATT MAX 35W
			VOLTAGE 220V 12V
			FREQUENCY 50-60Hz
			MATERIAL AL
			BULB SHAPE Mr16
			MODEL FELES
			SERIES SPOTLIGHT
			WORK TEMP ta=40°C



5 years WARRANTY **IP20**



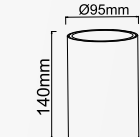
COLOR	Product Code	EAN code	SOCKET
WHITE-GOLD	LS01-54	8605036613297	1xGU10
			WATT MAX 35W
			VOLTAGE 220V 12V
			FREQUENCY 50-60Hz
			MATERIAL AL
			BULB SHAPE Mr16
			MODEL COSTO
			SERIES SPOTLIGHT
			WORK TEMP ta=40°C



5 years WARRANTY **IP20**



COLOR	Product Code	EAN code	SOCKET
BLACK-GOLD	LS01-55	8605036613303	1xGU10
			WATT MAX 35W
			VOLTAGE 220V 12V
			FREQUENCY 50-60Hz
			MATERIAL AL
			BULB SHAPE Mr16
			MODEL COSTO
			SERIES SPOTLIGHT
			WORK TEMP ta=40°C




5 years WARRANTY **IP20**



COLOR	Product Code	EAN code	SOCKET
WHITE-GOLD	LS01-56	8605036613310	1xGU10
			WATT MAX 35W
			VOLTAGE 220V 12V
			FREQUENCY 50-60Hz
			MATERIAL AL
			BULB SHAPE Mr16
			MODEL COSTO
			SERIES SPOTLIGHT
			WORK TEMP ta=40°C



5 years WARRANTY **IP20**



COLOR	Product Code	EAN code	SOCKET
BLACK-GOLD	LS01-57	8605036613327	1xGU10
			WATT MAX 35W
			VOLTAGE 220V 12V
			FREQUENCY 50-60Hz
			MATERIAL AL
			BULB SHAPE Mr16
			MODEL COSTO
			SERIES SPOTLIGHT
			WORK TEMP ta=40°C




5 years WARRANTY **IP20**



COLOR	Product Code	EAN code	SOCKET
WHITE	LS01-58	8605036613334	1xGU10
			WATT MAX 35W
			VOLTAGE 220V 12V
			FREQUENCY 50-60Hz
			MATERIAL AL
			BULB SHAPE Mr16
			MODEL GROSI
			SERIES SPOTLIGHT
			WORK TEMP ta=40°C



5 years WARRANTY **IP20**



COLOR	Product Code	EAN code	SOCKET
BLACK	LS01-59	8605036613341	1xGU10
			WATT MAX 35W
			VOLTAGE 220V 12V
			FREQUENCY 50-60Hz
			MATERIAL AL
			BULB SHAPE Mr16
			MODEL GROSI
			SERIES SPOTLIGHT
			WORK TEMP ta=40°C



5 years WARRANTY **IP20**



COLOR	Product Code	EAN code	SOCKET
WHITE	LS01-60	8605036613358	1xGU10
			WATT MAX 35W
			VOLTAGE 220V 12V
			FREQUENCY 50-60Hz
			MATERIAL AL
			BULB SHAPE Mr16
			MODEL GROSI
			SERIES SPOTLIGHT
			WORK TEMP ta=40°C



5 years WARRANTY **IP20**

SPOTLIGHT FIXTURE

Interior Lighting



COLOR BLACK	Product Code LS01-61	EAN code 8605036613365	SOCKET 1xGU10 WATT MAX 35W VOLTAGE 220V 12V FREQUENCY 50-60Hz MATERIAL PC BULB SHAPE Mr16 MODEL GROSJ SERIES SPOTLIGHT WORK TEMP ta=40°C



COLOR WHITE	Product Code LS01-62	EAN code 8605036613372	SOCKET 1xGU10 WATT MAX 35W VOLTAGE 220V 12V FREQUENCY 50-60Hz MATERIAL AL BULB SHAPE Mr16 MODEL CYCLOS SERIES SPOTLIGHT WORK TEMP ta=40°C



COLOR BLACK	Product Code LS01-63	EAN code 8605036613389	SOCKET 1xGU10 WATT MAX 35W VOLTAGE 220V 12V FREQUENCY 50-60Hz MATERIAL AL BULB SHAPE Mr16 MODEL CYCLOS SERIES SPOTLIGHT WORK TEMP ta=40°C



COLOR WHITE	Product Code LS01-64	EAN code 8605036613396	SOCKET 1xGU10 WATT MAX 35W VOLTAGE 220V 12V FREQUENCY 50-60Hz MATERIAL AL BULB SHAPE Mr16 MODEL CYCLOS SERIES SPOTLIGHT WORK TEMP ta=40°C



COLOR BLACK	Product Code LS01-65	EAN code 8605036613402	SOCKET 1xGU10 WATT MAX 35W VOLTAGE 220V 12V FREQUENCY 50-60Hz MATERIAL AL BULB SHAPE Mr16 MODEL CYCLOS SERIES SPOTLIGHT WORK TEMP ta=40°C

SPOTLIGHT FIXTURE

Interior Lighting



COLOR WHITE	Product Code LS01-66	EAN code 8605036613419	SOCKET 1xGU10 WATT MAX 35W VOLTAGE 220V 12V FREQUENCY 50-60Hz MATERIAL AL BULB SHAPE Mr16 MODEL ECOS SERIES SPOTLIGHT WORK TEMP ta=40°C



COLOR BLACK	Product Code LS01-67	EAN code 8605036613426	SOCKET 1xGU10 WATT MAX 35W VOLTAGE 220V 12V FREQUENCY 50-60Hz MATERIAL AL BULB SHAPE Mr16 MODEL ECOS SERIES SPOTLIGHT WORK TEMP ta=40°C



COLOR WHITE	Product Code LS01-68	EAN code 8605036613433	SOCKET 1xGU10 WATT MAX 35W VOLTAGE 220V 12V FREQUENCY 50-60Hz MATERIAL AL BULB SHAPE Mr16 MODEL ECOS SERIES SPOTLIGHT WORK TEMP ta=40°C



COLOR BLACK	Product Code LS01-69	EAN code 8605036613440	SOCKET 1xGU10 WATT MAX 35W VOLTAGE 220V 12V FREQUENCY 50-60Hz MATERIAL AL BULB SHAPE Mr16 MODEL ECOS SERIES SPOTLIGHT WORK TEMP ta=40°C



COLOR WHITE	Product Code LS01-70	EAN code 8605036613457	SOCKET 2xGU10 WATT MAX 35W VOLTAGE 220V 12V FREQUENCY 50-60Hz MATERIAL AL BULB SHAPE Mr16 MODEL ECOS SERIES SPOTLIGHT WORK TEMP ta=40°C



COLOR BLACK	Product Code LS01-71	EAN code 8605036613464	SOCKET 2xGU10 WATT MAX 35W VOLTAGE 220V 12V FREQUENCY 50-60Hz MATERIAL AL BULB SHAPE Mr16 MODEL ECOS SERIES SPOTLIGHT WORK TEMP ta=40°C



COLOR WHITE	Product Code LS01-72	EAN code 8605036613471	SOCKET 3xGU10 WATT MAX 35W VOLTAGE 220V 12V FREQUENCY 50-60Hz MATERIAL AL BULB SHAPE Mr16 MODEL ECOS SERIES SPOTLIGHT WORK TEMP ta=40°C



COLOR BLACK	Product Code LS01-73	EAN code 8605036613488	SOCKET 3xGU10 WATT MAX 35W VOLTAGE 220V 12V FREQUENCY 50-60Hz MATERIAL AL BULB SHAPE Mr16 MODEL ECOS SERIES SPOTLIGHT WORK TEMP ta=40°C



COLOR WHITE	Product Code LS01-74	EAN code 8605036613495	SOCKET 4xGU10 WATT MAX 35W VOLTAGE 220V 12V FREQUENCY 50-60Hz MATERIAL AL BULB SHAPE Mr16 MODEL ECOS SERIES SPOTLIGHT WORK TEMP ta=40°C



COLOR BLACK	Product Code LS01-75	EAN code 8605036613501	SOCKET 4xGU10 WATT MAX 35W VOLTAGE 220V 12V FREQUENCY 50-60Hz MATERIAL AL BULB SHAPE Mr16 MODEL ECOS SERIES SPOTLIGHT WORK TEMP ta=40°C



COLOR WHITE	Product Code LH04-00400	EAN code 8605036699727	SOCKET 1xGU5.3 WATT MAX 50W VOLTAGE 220V 12V FREQUENCY 50-60Hz MATERIAL AL BULB SHAPE Mr16 MODEL SPOTEC-RND SERIES SPOTLIGHT WORK TEMP ta=40°C



COLOR BLACK	Product Code LH04-00403	EAN code 8605036699734	SOCKET 1xGU5.3 WATT MAX 50W VOLTAGE 220V 12V FREQUENCY 50-60Hz MATERIAL AL BULB SHAPE Mr16 MODEL SPOTEC-RND SERIES SPOTLIGHT WORK TEMP ta=40°C



COLOR WHITE-BLACK	Product Code LH04-00600	EAN code 8605036699123	SOCKET 1xGU10 WATT MAX 35W VOLTAGE 220V 12V FREQUENCY 50-60Hz MATERIAL AL BULB SHAPE Mr16 MODEL LIDO-SQR SERIES SPOTLIGHT WORK TEMP ta=40°C



COLOR BLACK	Product Code LH04-00603	EAN code 8605036699130	SOCKET 1xGU10 WATT MAX 35W VOLTAGE 220V 12V FREQUENCY 50-60Hz MATERIAL AL BULB SHAPE Mr16 MODEL LIDO-SQR SERIES SPOTLIGHT WORK TEMP ta=40°C



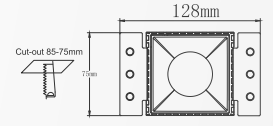
COLOR WHITE	Product Code LH04-00107	EAN code 8605036699598	SOCKET 1xGU10 WATT MAX 35W VOLTAGE 220V 12V FREQUENCY 50-60Hz MATERIAL AL BULB SHAPE Mr16 MODEL MASO-RND SERIES SPOTLIGHT WORK TEMP ta=40°C

SPOTLIGHT FIXTURE

Interior Lighting



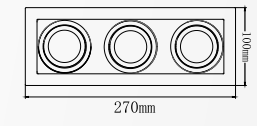
COLOR	Product Code	EAN code	SOCKET
WHITE	LH04-00200	8605036699604	1xGU10
			WATT MAX 50W
			VOLTAGE 220V 12V
			FREQUENCY 50-60Hz
			MATERIAL AL
			BULB SHAPE Mr16
			MODEL MASO-SQR
			SERIES SPOTLIGHT
			WORK TEMP ta=40°C



5 years WARRANTY **IP20**



COLOR	Product Code	EAN code	SOCKET
WHITE-BLACK	LH04-03500	8605036699161	3xGU10
			WATT MAX 50W
			VOLTAGE 220V 12V
			FREQUENCY 50-60Hz
			MATERIAL AL
			BULB SHAPE Mr16
			MODEL LIDO-SQR
			SERIES SPOTLIGHT
			WORK TEMP ta=40°C



5 years WARRANTY **IP20**



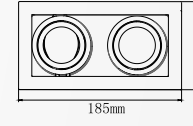
COLOR	Product Code	EAN code	SOCKET
WHITE-GOLD	LH04-00203	8605036699611	1xGU10
			WATT MAX 50W
			VOLTAGE 220V 12V
			FREQUENCY 50-60Hz
			MATERIAL AL
			BULB SHAPE Mr16
			MODEL MASO-SQR
			SERIES SPOTLIGHT
			WORK TEMP ta=40°C



5 years WARRANTY **IP20**



COLOR	Product Code	EAN code	SOCKET
BLACK	LH04-02503	8605036699154	2xGU10
			WATT MAX 50W
			VOLTAGE 220V 12V
			FREQUENCY 50-60Hz
			MATERIAL AL
			BULB SHAPE Mr16
			MODEL LIDO-SQR
			SERIES SPOTLIGHT
			WORK TEMP ta=40°C



5 years WARRANTY **IP20**



COLOR	Product Code	EAN code	SOCKET
WHITE-CHROME	LH04-00300	8605036699628	1xGU10
			WATT MAX 50W
			VOLTAGE 220V 12V
			FREQUENCY 50-60Hz
			MATERIAL AL
			BULB SHAPE Mr16
			MODEL MASO-SQR
			SERIES SPOTLIGHT
			WORK TEMP ta=40°C



5 years WARRANTY **IP20**



COLOR	Product Code	EAN code	SOCKET
BLACK	LH04-03503	8605036699178	3xGU10
			WATT MAX 50W
			VOLTAGE 220V 12V
			FREQUENCY 50-60Hz
			MATERIAL AL
			BULB SHAPE Mr16
			MODEL LIDO-SQR
			SERIES SPOTLIGHT
			WORK TEMP ta=40°C



5 years WARRANTY **IP20**



COLOR	Product Code	EAN code	SOCKET
WHITE	LH04-00507	8605036699529	1xGU10
			WATT MAX 50W
			VOLTAGE 220V 12V
			FREQUENCY 50-60Hz
			MATERIAL AL
			BULB SHAPE Mr16
			MODEL LUNA-ROUND
			SERIES SPOTLIGHT
			WORK TEMP ta=40°C



5 years WARRANTY **IP65**



COLOR	Product Code	EAN code	SOCKET
WHITE-BLACK	LH05-10100	8605036699086	1xGU10
			WATT MAX 50W
			VOLTAGE 220V 12V
			FREQUENCY 50-60Hz
			MATERIAL AL
			BULB SHAPE Mr16
			MODEL SURFACE-SQR
			SERIES SPOTLIGHT
			WORK TEMP ta=40°C



5 years WARRANTY **IP20**



COLOR	Product Code	EAN code	SOCKET
WHITE-BLACK	LH04-02500	8605036699147	2xGU10
			WATT MAX 50W
			VOLTAGE 220V 12V
			FREQUENCY 50-60Hz
			MATERIAL AL
			BULB SHAPE Mr16
			MODEL LIDO-SQR
			SERIES SPOTLIGHT
			WORK TEMP ta=40°C



5 years WARRANTY **IP20**



COLOR	Product Code	EAN code	SOCKET
WHITE-CHROM	LH04-10100	8605036699048	1xGU10
			WATT MAX 50W
			VOLTAGE 220V 12V
			FREQUENCY 50-60Hz
			MATERIAL AL
			BULB SHAPE Mr16
			MODEL SURFACE-SQR
			SERIES SPOTLIGHT
			WORK TEMP ta=40°C



5 years WARRANTY **IP20**

SPOTLIGHT FIXTURE

Interior Lighting



COLOR	Product Code	EAN code	SOCKET
WHITE-CHROM	LH04-10200	8605036699062	1xGU5.3
			WATT MAX 50W
			VOLTAGE 220V 12V
			FREQUENCY 50-60Hz
			MATERIAL AL
			BULB SHAPE Mr16
			MODEL SURFACE-RND
			SERIES SPOTLIGHT
			WORK TEMP ta=40°C



5 years WARRANTY **IP20**



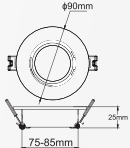
COLOR	Product Code	EAN code	SOCKET
BLACK	LH03-00403	8605036697044	1xGU5.3
			WATT MAX 50W
			VOLTAGE 220V 12V
			FREQUENCY 50-60Hz
			MATERIAL PC
			BULB SHAPE Mr16
			MODEL SPOTEC-RND
			SERIES SPOTLIGHT
			WORK TEMP ta=40°C



5 years WARRANTY **IP20**



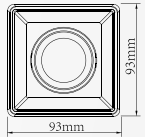
COLOR	Product Code	EAN code	SOCKET
BLACK	LH03-00203	8605036697006	1xGU5.3
			WATT MAX 50W
			VOLTAGE 220V 12V
			FREQUENCY 50-60Hz
			MATERIAL PC
			BULB SHAPE Mr16
			MODEL SPOTEC-RND
			SERIES SPOTLIGHT
			WORK TEMP ta=40°C



5 years WARRANTY **IP20**



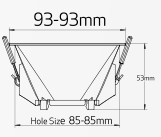
COLOR	Product Code	EAN code	SOCKET
WHITE-BLACK	LH03-10107	8605036697075	1xGU5.3
			WATT MAX 50W
			VOLTAGE 220V 12V
			FREQUENCY 50-60Hz
			MATERIAL PC
			BULB SHAPE Mr16
			MODEL SURFACE-SQR
			SERIES SPOTLIGHT
			WORK TEMP ta=40°C



5 years WARRANTY **IP20**



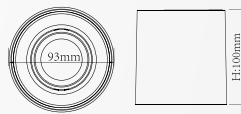
COLOR	Product Code	EAN code	SOCKET
WHITE	LH03-00300	8605036697013	1xGU5.3
			WATT MAX 50W
			VOLTAGE 220V 12V
			FREQUENCY 50-60Hz
			MATERIAL PC
			BULB SHAPE Mr16
			MODEL SPOTEC-SQR
			SERIES SPOTLIGHT
			WORK TEMP ta=40°C



5 years WARRANTY **IP20**



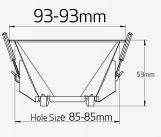
COLOR	Product Code	EAN code	SOCKET
WHITE-BLACK	LH03-10207	8605036697174	1xGU5.3
			WATT MAX 50W
			VOLTAGE 220V 12V
			FREQUENCY 50-60Hz
			MATERIAL PC
			BULB SHAPE Mr16
			MODEL SURFACE-RND
			SERIES SPOTLIGHT
			WORK TEMP ta=40°C



5 years WARRANTY **IP20**



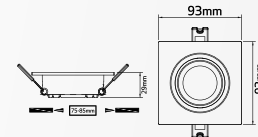
COLOR	Product Code	EAN code	SOCKET
BLACK	LH03-00303	8605036697020	1xGU5.3
			WATT MAX 50W
			VOLTAGE 220V 12V
			FREQUENCY 50-60Hz
			MATERIAL PC
			BULB SHAPE Mr16
			MODEL SPOTEC-SQR
			SERIES SPOTLIGHT
			WORK TEMP ta=40°C



5 years WARRANTY **IP20**



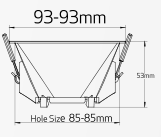
COLOR	Product Code	EAN code	SOCKET
WHITE-BLACK	LH03-00507	8605036697082	1xGU5.3
			WATT MAX 50W
			VOLTAGE 220V 12V
			FREQUENCY 50-60Hz
			MATERIAL PC
			BULB SHAPE Mr16
			MODEL SPOTEC-SQR
			SERIES SPOTLIGHT
			WORK TEMP ta=40°C



5 years WARRANTY **IP20**



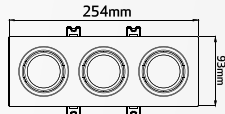
COLOR	Product Code	EAN code	SOCKET
WHITE	LH03-00400	8605036697037	1xGU5.3
			WATT MAX 50W
			VOLTAGE 220V 12V
			FREQUENCY 50-60Hz
			MATERIAL PC
			BULB SHAPE Mr16
			MODEL SPOTEC-RND
			SERIES SPOTLIGHT
			WORK TEMP ta=40°C



5 years WARRANTY **IP20**



COLOR	Product Code	EAN code	SOCKET
WHITE	LH03-03500	8605036697136	3xGU5.3
			WATT MAX 50W
			VOLTAGE 220V 12V
			FREQUENCY 50-60Hz
			MATERIAL PC
			BULB SHAPE Mr16
			MODEL SPOTEC-SQR
			SERIES SPOTLIGHT
			WORK TEMP ta=40°C



5 years WARRANTY **IP20**

SPOTLIGHT FIXTURE

Interior Lighting



COLOR	Product Code	EAN code	SOCKET
WHITE	LH06-10200	8605036697785	1xGU5.3
			WATT MAX 50W
			VOLTAGE 220V 12V
			FREQUENCY 50-60Hz
			MATERIAL AL
			BULB SHAPE Mr16
			MODEL TUBO
			SERIES SPOTLIGHT
			WORK TEMP ta=40°C



5 years WARRANTY **IP20**



COLOR	Product Code	EAN code	SOCKET
BLACK	LH06-10203	8605036697778	1xGU5.3
			WATT MAX 50W
			VOLTAGE 220V 12V
			FREQUENCY 50-60Hz
			MATERIAL AL
			BULB SHAPE Mr16
			MODEL TUBO
			SERIES SPOTLIGHT
			WORK TEMP ta=40°C



5 years WARRANTY **IP20**



COLOR	Product Code	EAN code	SOCKET
WHITE	LH06-20200	8605036697808	1xGU5.3
			WATT MAX 50W
			VOLTAGE 220V 12V
			FREQUENCY 50-60Hz
			MATERIAL AL
			BULB SHAPE Mr16
			MODEL TUBO
			SERIES SPOTLIGHT
			WORK TEMP ta=40°C



5 years WARRANTY **IP20**



COLOR	Product Code	EAN code	SOCKET
BLACK	LH06-20203	8605036697815	1xGU5.3
			WATT MAX 50W
			VOLTAGE 220V 12V
			FREQUENCY 50-60Hz
			MATERIAL AL
			BULB SHAPE Mr16
			MODEL TUBO
			SERIES SPOTLIGHT
			WORK TEMP ta=40°C



5 years WARRANTY **IP20**



COLOR	Product Code	EAN code	SOCKET
ROSE-GOLD	LH06-20205	8605036697822	1xGU5.3
			WATT MAX 50W
			VOLTAGE 220V 12V
			FREQUENCY 50-60Hz
			MATERIAL AL
			BULB SHAPE Mr16
			MODEL TUBO
			SERIES SPOTLIGHT
			WORK TEMP ta=40°C



5 years WARRANTY **IP20**

SPOTLIGHT FIXTURE

Interior Lighting



COLOR	Product Code	EAN code	SOCKET
WHITE	LH06-30200	8605036697839	1xGU5.3
			WATT MAX 50W
			VOLTAGE 220V 12V
			FREQUENCY 50-60Hz
			MATERIAL AL
			BULB SHAPE Mr16
			MODEL TUBO
			SERIES SPOTLIGHT
			WORK TEMP ta=40°C



5 years WARRANTY **IP20**



COLOR	Product Code	EAN code	SOCKET
BLACK	LH06-30203	8605036697846	1xGU5.3
			WATT MAX 50W
			VOLTAGE 220V 12V
			FREQUENCY 50-60Hz
			MATERIAL AL
			BULB SHAPE Mr16
			MODEL TUBO
			SERIES SPOTLIGHT
			WORK TEMP ta=40°C



5 years WARRANTY **IP20**



COLOR	Product Code	EAN code	SOCKET
WHITE	LH06-50200	8605036697860	1xGU5.3
			WATT MAX 50W
			VOLTAGE 220V 12V
			FREQUENCY 50-60Hz
			MATERIAL AL
			BULB SHAPE Mr16
			MODEL TUBO
			SERIES SPOTLIGHT
			WORK TEMP ta=40°C



5 years WARRANTY **IP20**



COLOR	Product Code	EAN code	SOCKET
BLACK	LH06-50203	8605036697877	1xGU5.3
			WATT MAX 50W
			VOLTAGE 220V 12V
			FREQUENCY 50-60Hz
			MATERIAL AL
			BULB SHAPE Mr16
			MODEL TUBO
			SERIES SPOTLIGHT
			WORK TEMP ta=40°C



5 years WARRANTY **IP20**



COLOR	Product Code	EAN code	SOCKET
WHITE	LH07-10200	8605036698270	1xGU10
			WATT MAX 35W
			VOLTAGE 220V 12V
			FREQUENCY 50-60Hz
			MATERIAL AL
			BULB SHAPE Mr16
			MODEL COV
			SERIES SPOTLIGHT
			WORK TEMP ta=40°C



5 years WARRANTY **IP20**



COLOR	Product Code	EAN code	SOCKET
BLACK	LH07-10203	8605036698263	1xGU10
			WATT MAX 35W
			VOLTAGE 220V 12V
			FREQUENCY 50-60Hz
			MATERIAL AL
			BULB SHAPE Mr16
			MODEL COV
			SERIES SPOTLIGHT
			WORK TEMP ta=40°C



5 years WARRANTY **IP20**



COLOR	Product Code	EAN code	SOCKET
ROSE-GOLD	LH07-10205	8605036698287	1xGU10
			WATT MAX 35W
			VOLTAGE 220V 12V
			FREQUENCY 50-60Hz
			MATERIAL AL
			BULB SHAPE Mr16
			MODEL COV
			SERIES SPOTLIGHT
			WORK TEMP ta=40°C



5 years WARRANTY **IP20**



COLOR	Product Code	EAN code	SOCKET
WHITE	LH07-20200	8605036698294	1xGU10
			WATT MAX 35W
			VOLTAGE 220V 12V
			FREQUENCY 50-60Hz
			MATERIAL AL
			BULB SHAPE Mr16
			MODEL COV
			SERIES SPOTLIGHT
			WORK TEMP ta=40°C



5 years WARRANTY **IP20**



COLOR	Product Code	EAN code	SOCKET
BLACK	LH07-20203	8605036698300	1xGU10
			WATT MAX 35W
			VOLTAGE 220V 12V
			FREQUENCY 50-60Hz
			MATERIAL AL
			BULB SHAPE Mr16
			MODEL COV
			SERIES SPOTLIGHT
			WORK TEMP ta=40°C



5 years WARRANTY **IP20**



COLOR	Product Code	EAN code	SOCKET
ROSE-GOLD	LH07-20205	8605036698317	1xGU10
			WATT MAX 35W
			VOLTAGE 220V 12V
			FREQUENCY 50-60Hz
			MATERIAL AL
			BULB SHAPE Mr16
			MODEL COV
			SERIES SPOTLIGHT
			WORK TEMP ta=40°C



5 years WARRANTY **IP20**



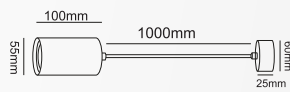
COLOR	Product Code	EAN code	SOCKET
WHITE	LH07-30200	8605036698324	1xGU10
			WATT MAX 35W
			VOLTAGE 220V 12V
			FREQUENCY 50-60Hz
			MATERIAL AL
			BULB SHAPE Mr16
			MODEL PENDANT
			SERIES SPOTLIGHT
			WORK TEMP ta=40°C



5 years WARRANTY **IP20**



COLOR	Product Code	EAN code	SOCKET
BLACK	LH07-30203	8605036698331	1xGU10
			WATT MAX 35W
			VOLTAGE 220V 12V
			FREQUENCY 50-60Hz
			MATERIAL AL
			BULB SHAPE Mr16
			MODEL PENDANT
			SERIES SPOTLIGHT
			WORK TEMP ta=40°C



5 years WARRANTY **IP20**



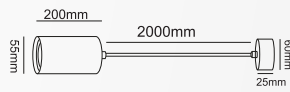
COLOR	Product Code	EAN code	SOCKET
WHITE	LH07-50200	8605036698355	1xGU10
			WATT MAX 35W
			VOLTAGE 220V 12V
			FREQUENCY 50-60Hz
			MATERIAL AL
			BULB SHAPE Mr16
			MODEL PENDANT
			SERIES SPOTLIGHT
			WORK TEMP ta=40°C



5 years WARRANTY **IP20**



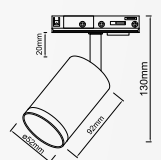
COLOR	Product Code	EAN code	SOCKET
BLACK	LH07-50203	8605036698362	1xGU10
			WATT MAX 35W
			VOLTAGE 220V 12V
			FREQUENCY 50-60Hz
			MATERIAL AL
			BULB SHAPE Mr16
			MODEL PENDANT
			SERIES SPOTLIGHT
			WORK TEMP ta=40°C



5 years WARRANTY **IP20**



COLOR	Product Code	EAN code	SOCKET
BLACK	LH08-00303	8605036615352	1xGU10
			WATT MAX 35W
			VOLTAGE 180-240V
			FREQUENCY 50-60Hz
			MATERIAL AL+ABS
			BULB SHAPE Mr16
			MODEL FUZIO
			SERIES SPOTLIGHT
			WORK TEMP ta=40°C



5 years WARRANTY **30°** **IP20**

SPOTLIGHT FIXTURE

Interior Lighting



COLOR	Product Code	EAN code	SOCKET
WHITE	LH08-00400	8605036615369	1xGU10
			WATT MAX 35W
			VOLTAGE 180-240V
			FREQUENCY 50-60Hz
			MATERIAL AL+ABS
			BULB SHAPE Mr16
			MODEL FUZIO
			SERIES SPOTLIGHT
			WORK TEMP ta=40°C

5 years WARRANTY 30° beam angle IP20



COLOR	Product Code	EAN code	SOCKET
GREY	LH08-00403	8605036615376	1xGU10
			WATT MAX 35W
			VOLTAGE 180-240V
			FREQUENCY 50-60Hz
			MATERIAL AL+ABS
			BULB SHAPE Mr16
			MODEL FUZIO
			SERIES SPOTLIGHT
			WORK TEMP ta=40°C

5 years WARRANTY 30° beam angle IP20



COLOR	Product Code	EAN code	SOCKET
SNGOLD	LH08-10100	8605036615383	1xGU10
			WATT MAX 35W
			VOLTAGE 180-240V
			FREQUENCY 50-60Hz
			MATERIAL AL+ABS
			BULB SHAPE Mr16
			MODEL FUZIO
			SERIES SPOTLIGHT
			WORK TEMP ta=40°C

5 years WARRANTY 30° beam angle IP20



COLOR	Product Code	EAN code	SOCKET
BKCHROME	LH08-10103	8605036615390	1xGU10
			WATT MAX 35W
			VOLTAGE 180-240V
			FREQUENCY 50-60Hz
			MATERIAL AL+ABS
			BULB SHAPE Mr16
			MODEL FUZIO
			SERIES SPOTLIGHT
			WORK TEMP ta=40°C

5 years WARRANTY 30° beam angle IP20



COLOR	Product Code	EAN code	SOCKET
CHROME	LH08-10107	8605036615406	1xGU10
			WATT MAX 35W
			VOLTAGE 180-240V
			FREQUENCY 50-60Hz
			MATERIAL AL+ABS
			BULB SHAPE Mr16
			MODEL FUZIO
			SERIES SPOTLIGHT
			WORK TEMP ta=40°C

5 years WARRANTY 30° beam angle IP20



COLOR	Product Code	EAN code	SOCKET
WHITE	LH08-00107	8605036698386	1xGU10
			WATT MAX 35W
			VOLTAGE 220-240V
			FREQUENCY 50-60Hz
			MATERIAL AL+ABS
			BULB SHAPE Mr16
			MODEL CYLSURF
			SERIES SPOTLIGHT
			WORK TEMP ta=40°C

5 years WARRANTY 30° beam angle IP20



COLOR	Product Code	EAN code	SOCKET
BLACK	LH08-00300	8605036698416	1xGU10
			WATT MAX 35W
			VOLTAGE 220-240V
			FREQUENCY 50-60Hz
			MATERIAL AL+ABS
			BULB SHAPE Mr16
			MODEL CYLSURF
			SERIES SPOTLIGHT
			WORK TEMP ta=40°C

5 years WARRANTY 30° beam angle IP20



COLOR	Product Code	EAN code	SOCKET
WHITE	LH08-00203	8605036698409	1xGU10
			WATT MAX 35W
			VOLTAGE 220-240V
			FREQUENCY 50-60Hz
			MATERIAL AL+ABS
			BULB SHAPE Mr16
			MODEL CYLSURF
			SERIES SPOTLIGHT
			WORK TEMP ta=40°C

5 years WARRANTY 30° beam angle IP20



COLOR	Product Code	EAN code	SOCKET
WHITE	LTT01-03	8605036663087	1xGU10
			WATT MAX 35W
			VOLTAGE 220V 12V
			FREQUENCY 50-60Hz
			MATERIAL AL+GLASS
			BULB SHAPE Mr16
			MODEL CYLSURF
			SERIES SPOTLIGHT
			WORK TEMP ta=40°C

5 years WARRANTY IP20



COLOR	Product Code	EAN code	SOCKET
BLACK	LTT01-04	8605036663094	1xGU10
			WATT MAX 35W
			VOLTAGE 220V 12V
			FREQUENCY 50-60Hz
			MATERIAL AL+GLASS
			BULB SHAPE Mr16
			MODEL CYLSURF
			SERIES SPOTLIGHT
			WORK TEMP ta=40°C

5 years WARRANTY IP20

SPOTLIGHT FIXTURE

Interior Lighting

TRACKS & ACCESSORIES

Our range of tracks and accessories allow for the perfect utilization of our Track Lighting systems, available in multiple arrangements and colors, in order to fit different schemes and installations. Our glass lenses, filters and louvres for the spotlight ranges give lighting designers the opportunity to put their own signature to installations.



Interior Lighting



TRACKLIGHT ACCESSORIES

For more information visit
www.lambario.com





COLOR WHITE	Product Code LY50-00110	EAN code 8605036699901	DIMENSIONS 1M SERIES SURFACE VOLTAGE 220-12V FREQUENCY 50-60Hz MATERIAL AL TYPE 2 WIRES MODEL TRACK RAIL
			PRODUCT COLOR WHITE WORK TEMP /
			 IP20





COLOR BLACK	Product Code LY50-00111	EAN code 8605036699895	DIMENSIONS 1M SERIES SURFACE VOLTAGE 220-12V FREQUENCY 50-60Hz MATERIAL AL TYPE 2 WIRES MODEL TRACK RAIL
			PRODUCT COLOR BLACK WORK TEMP /
			 IP20



COLOR WHITE	Product Code LTA01-03	EAN code 8605036662585	DIMENSIONS 2M SERIES SURFACE VOLTAGE 220-12V FREQUENCY 50-60Hz MATERIAL AL TYPE 2 WIRES MODEL TRACK RAIL
			PRODUCT COLOR WHITE WORK TEMP /
			 IP20



COLOR BLACK	Product Code LTA01-06	EAN code 8605036662615	DIMENSIONS 3M SERIES SURFACE VOLTAGE 220-12V FREQUENCY 50-60Hz MATERIAL AL TYPE 2 WIRES MODEL TRACK RAIL
			PRODUCT COLOR BLACK WORK TEMP /
			 IP20



COLOR	Product Code	EAN code	DIMENSIONS 2M
WHITE	LY50-00120	8605036699925	SERIES SURFACE
			VOLTAGE 220-12V
			FREQUENCY 50-60Hz
			MATERIAL AL
			TYPE 2 WIRES
			MODEL TRACK RAIL
			PRODUCT COLOR WHITE
			WORK TEMP /



5 years WARRANTY **IP20**



COLOR	Product Code	EAN code	DIMENSIONS 1M
BLACK	LY51-00111	8605036699956	SERIES RECESSED
			VOLTAGE 220-12V
			FREQUENCY 50-60Hz
			MATERIAL AL
			TYPE 2 WIRES
			MODEL TRACK RAIL
			PRODUCT COLOR BLACK
			WORK TEMP /




5 years WARRANTY **IP20**



COLOR	Product Code	EAN code	DIMENSIONS 2M
BLACK	LY50-00121	8605036699918	SERIES SURFACE
			VOLTAGE 220-12V
			FREQUENCY 50-60Hz
			MATERIAL AL
			TYPE 2 WIRES
			MODEL TRACK RAIL
			PRODUCT COLOR BLACK
			WORK TEMP /



5 years WARRANTY **IP20**



COLOR	Product Code	EAN code	DIMENSIONS 2M
WHITE	LY51-00120	8605036699987	SERIES RECESSED
			VOLTAGE 220-12V
			FREQUENCY 50-60Hz
			MATERIAL AL
			TYPE 2 WIRES
			MODEL TRACK RAIL
			PRODUCT COLOR WHITE
			WORK TEMP /




5 years WARRANTY **IP20**



COLOR	Product Code	EAN code	DIMENSIONS 3M
WHITE	LY50-00130	8605036699949	SERIES SURFACE
			VOLTAGE 220-12V
			FREQUENCY 50-60Hz
			MATERIAL AL
			TYPE 2 WIRES
			MODEL TRACK RAIL
			PRODUCT COLOR WHITE
			WORK TEMP /



5 years WARRANTY **IP20**



COLOR	Product Code	EAN code	DIMENSIONS 2M
BLACK	LY51-00121	8605036699970	SERIES RECESSED
			VOLTAGE 220-12V
			FREQUENCY 50-60Hz
			MATERIAL AL
			TYPE 2 WIRES
			MODEL TRACK RAIL
			PRODUCT COLOR BLACK
			WORK TEMP /




5 years WARRANTY **IP20**



COLOR	Product Code	EAN code	DIMENSIONS 3M
BLACK	LY50-00131	8605036699932	SERIES SURFACE
			VOLTAGE 220-12V
			FREQUENCY 50-60Hz
			MATERIAL AL
			TYPE 2 WIRES
			MODEL TRACK RAIL
			PRODUCT COLOR BLACK
			WORK TEMP /




5 years WARRANTY **IP20**



COLOR	Product Code	EAN code	DIMENSIONS 3M
WHITE	LY51-00130	8605036608996	SERIES RECESSED
			VOLTAGE 220-12V
			FREQUENCY 50-60Hz
			MATERIAL AL
			TYPE 2 WIRES
			MODEL TRACK RAIL
			PRODUCT COLOR WHITE
			WORK TEMP /




5 years WARRANTY **IP20**



COLOR	Product Code	EAN code	DIMENSIONS 1M
WHITE	LY51-00110	8605036699963	SERIES RECESSED
			VOLTAGE 220-12V
			FREQUENCY 50-60Hz
			MATERIAL AL
			TYPE 2 WIRES
			MODEL TRACK RAIL
			PRODUCT COLOR WHITE
			WORK TEMP /



5 years WARRANTY **IP20**



COLOR	Product Code	EAN code	DIMENSIONS 3M
BLACK	LY51-00131	8605036699994	SERIES RECESSED
			VOLTAGE 220-12V
			FREQUENCY 50-60Hz
			MATERIAL AL
			TYPE 2 WIRES
			MODEL TRACK RAIL
			PRODUCT COLOR BLACK
			WORK TEMP /



5 years WARRANTY **IP20**

TRACKLIGHT ACCESSORIES

Interior Lighting



COLOR	Product Code	EAN code	DIMENSIONS 1M
WHITE	LTA01-07	8605036662622	SERIES SURFACE
			VOLTAGE 220-12V
			FREQUENCY 50-60Hz
			MATERIAL AL
			TYPE 3 WIRES
			MODEL TRACK RAIL
			PRODUCT COLOR WHITE
			WORK TEMP /



5 years WARRANTY **IP20**



COLOR	Product Code	EAN code	DIMENSIONS 3M
BLACK	LTA01-12	8605036662677	SERIES SURFACE
			VOLTAGE 220-12V
			FREQUENCY 50-60Hz
			MATERIAL AL
			TYPE 3 WIRES
			MODEL TRACK RAIL
			PRODUCT COLOR BLACK
			WORK TEMP /



5 years WARRANTY **IP20**




COLOR	Product Code	EAN code	DIMENSIONS 1M
BLACK	LTA01-08	8605036662639	SERIES SURFACE
			VOLTAGE 220-12V
			FREQUENCY 50-60Hz
			MATERIAL AL
			TYPE 3 WIRES
			MODEL TRACK RAIL
			PRODUCT COLOR BLACK
			WORK TEMP /



5 years WARRANTY **IP20**




COLOR	Product Code	EAN code	DIMENSIONS 2M
WHITE	LTA01-09	8605036662646	SERIES SURFACE
			VOLTAGE 220-12V
			FREQUENCY 50-60Hz
			MATERIAL AL
			TYPE 3 WIRES
			MODEL TRACK RAIL
			PRODUCT COLOR WHITE
			WORK TEMP /



5 years WARRANTY **IP20**




COLOR	Product Code	EAN code	DIMENSIONS 2M
BLACK	LTA01-10	8605036662653	SERIES SURFACE
			VOLTAGE 220-12V
			FREQUENCY 50-60Hz
			MATERIAL AL
			TYPE 3 WIRES
			MODEL TRACK RAIL
			PRODUCT COLOR BLACK
			WORK TEMP /



5 years WARRANTY **IP20**



COLOR	Product Code	EAN code	DIMENSIONS 3M
WHITE	LTA01-11	8605036662660	SERIES SURFACE
			VOLTAGE 220-12V
			FREQUENCY 50-60Hz
			MATERIAL AL
			TYPE 3 WIRES
			MODEL TRACK RAIL
			PRODUCT COLOR WHITE
			WORK TEMP /



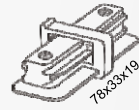
5 years WARRANTY **IP20**

TRACKLIGHT ACCESSORIES


Interior Lighting



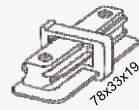
COLOR BLACK	Product Code LY50-01	EAN code 8605036609009	TYPE STRAIGHT CONECTOR
			VOLTAGE 220-12V
			FREQUENCY 50-60Hz
			MATERIAL AL+PC
			TYPE 2 WIRES
			MODEL TRACK RAIL
			PRODUCT ACCESSORIES
			WORK TEMP /



5 years WARRANTY
IP20



COLOR WHITE	Product Code LY50-02	EAN code 8605036609016	TYPE STRAIGHT CONECTOR
			VOLTAGE 220-12V
			FREQUENCY 50-60Hz
			MATERIAL AL+PC
			TYPE 2 WIRES
			MODEL TRACK RAIL
			PRODUCT ACCESSORIES
			WORK TEMP /



5 years WARRANTY
IP20



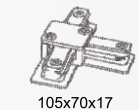
COLOR BLACK	Product Code LY50-03	EAN code 8605036609023	TYPE STRAIGHT CONECTOR
			VOLTAGE 220-12V
			FREQUENCY 50-60Hz
			MATERIAL AL+PC
			TYPE 2 WIRES
			MODEL TRACK RAIL
			PRODUCT ACCESSORIES
			WORK TEMP /



5 years WARRANTY
IP20



COLOR WHITE	Product Code LY50-04	EAN code 8605036609030	TYPE STRAIGHT CONECTOR
			VOLTAGE 220-12V
			FREQUENCY 50-60Hz
			MATERIAL AL+PC
			TYPE 2 WIRES
			MODEL TRACK RAIL
			PRODUCT ACCESSORIES
			WORK TEMP /



5 years WARRANTY
IP20



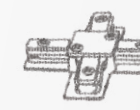
COLOR BLACK	Product Code LY50-05	EAN code 8605036609047	TYPE STRAIGHT CONECTOR
			VOLTAGE 220-12V
			FREQUENCY 50-60Hz
			MATERIAL AL+PC
			TYPE 2 WIRES
			MODEL TRACK RAIL
			PRODUCT ACCESSORIES
			WORK TEMP /



5 years WARRANTY
IP20



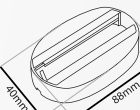
COLOR WHITE	Product Code LY50-06	EAN code 8605036609054	TYPE STRAIGHT CONECTOR
			VOLTAGE 220-12V
			FREQUENCY 50-60Hz
			MATERIAL AL+PC
			TYPE 2 WIRES
			MODEL TRACK RAIL
			PRODUCT ACCESSORIES
			WORK TEMP /



5 years WARRANTY
IP20



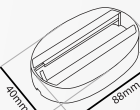
COLOR BLACK	Product Code LY50-07	EAN code 8605036609061	TYPE CEILINGBOX SURFACE
			VOLTAGE 220-12V
			FREQUENCY 50-60Hz
			MATERIAL AL+PC
			TYPE 2 WIRES
			MODEL TRACK RAIL
			PRODUCT ACCESSORIES
			WORK TEMP /



5 years WARRANTY
IP20



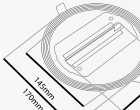
COLOR WHITE	Product Code LY50-08	EAN code 8605036609078	TYPE CEILINGBOX SURFACE
			VOLTAGE 220-12V
			FREQUENCY 50-60Hz
			MATERIAL AL+PC
			TYPE 2 WIRES
			MODEL TRACK RAIL
			PRODUCT ACCESSORIES
			WORK TEMP /



5 years WARRANTY
IP20



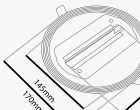
COLOR BLACK	Product Code LY50-09	EAN code 8605036609085	TYPE CEILINGBOX RECESSED
			VOLTAGE 220-12V
			FREQUENCY 50-60Hz
			MATERIAL AL+PC
			TYPE 2 WIRES
			MODEL TRACK RAIL
			PRODUCT ACCESSORIES
			WORK TEMP /



5 years WARRANTY
IP20



COLOR WHITE	Product Code LY50-10	EAN code 8605036609092	TYPE CEILINGBOX RECESSED
			VOLTAGE 220-12V
			FREQUENCY 50-60Hz
			MATERIAL AL+PC
			TYPE 2 WIRES
			MODEL TRACK RAIL
			PRODUCT ACCESSORIES
			WORK TEMP /



5 years WARRANTY
IP20



COLOR	Product Code	EAN code	TYPE
BLACK	LY50-11	8605036612740	STRAIGHT CONNECTOR
			VOLTAGE 220-12V
			FREQUENCY 50-60Hz
			MATERIAL AL+PC
			TYPE 2 WIRES
			MODEL TRACK RAIL
			PRODUCT COLOR BLACK
			WORK TEMP /


105x70x17

5 years WARRANTY **IP20**



COLOR	Product Code	EAN code	TYPE
WHITE	LY50-12	8605036612757	STRAIGHT CONNECTOR
			VOLTAGE 220-12V
			FREQUENCY 50-60Hz
			MATERIAL AL+PC
			TYPE 2 WIRES
			MODEL TRACK RAIL
			PRODUCT COLOR BLACK
			WORK TEMP /


105x70x17

5 years WARRANTY **IP20**



COLOR	Product Code	EAN code	TYPE
BLACK	LTA01-25	8605036662806	STRAIGHT CONNECTOR
			VOLTAGE 220-12V
			FREQUENCY 50-60Hz
			MATERIAL AL+PC
			TYPE 2 WIRES
			MODEL TRACK RAIL
			PRODUCT COLOR BLACK
			WORK TEMP /


78x33x19

5 years WARRANTY **IP20**



COLOR	Product Code	EAN code	TYPE
WHITE	LTA01-26	8605036662813	STRAIGHT CONNECTOR
			VOLTAGE 220-12V
			FREQUENCY 50-60Hz
			MATERIAL AL+PC
			TYPE 2 WIRES
			MODEL TRACK RAIL
			PRODUCT COLOR BLACK
			WORK TEMP /


105x70x17

5 years WARRANTY **IP20**



COLOR	Product Code	EAN code	TYPE
BLACK	LTA01-13	8605036662684	ROZANS SERIES /
			VOLTAGE /
			FREQUENCY /
			MATERIAL AL
			TYPE SURFACE
			MODEL TRACK RAIL
			PRODUCT ACCESSORIES
			WORK TEMP /

5 years WARRANTY **IP20**



COLOR	Product Code	EAN code	TYPE
WHITE	LTA01-14	8605036662691	ROZANS SERIES /
			VOLTAGE /
			FREQUENCY /
			MATERIAL AL
			TYPE SURFACE
			MODEL TRACK RAIL
			PRODUCT ACCESSORIES
			WORK TEMP /

5 years WARRANTY **IP20**

TRACKLIGHT ACCESSORIES

Interior Lighting



COLOR	Product Code	EAN code	TYPE
BLACK	LTA01-15	8605036662707	STRAIGHT RECESSED
			VOLTAGE 220-12V
			FREQUENCY 50-60Hz
			MATERIAL PC
			TYPE 3 WIRES
			MODEL TRACK RAIL
			PRODUCT COLOR BLACK
			WORK TEMP /

5 years WARRANTY **IP20**



COLOR	Product Code	EAN code	TYPE
WHITE	LTA01-16	8605036662714	STRAIGHT RECESSED
			VOLTAGE 220-12V
			FREQUENCY 50-60Hz
			MATERIAL PC
			TYPE 3 WIRES
			MODEL TRACK RAIL
			PRODUCT COLOR WHITE
			WORK TEMP /

5 years WARRANTY **IP20**



COLOR	Product Code	EAN code	TYPE
BLACK	LTA01-17	8605036662721	INPUT SOCKET
			VOLTAGE 220-12V
			FREQUENCY 50-60Hz
			MATERIAL AL+PC
			TYPE 3 WIRES
			MODEL TRACK RAIL
			PRODUCT COLOR BLACK
			WORK TEMP /

5 years WARRANTY **IP20**



COLOR	Product Code	EAN code	TYPE
WHITE	LTA01-18	8605036662738	INPUT SOCKET
			VOLTAGE 220-12V
			FREQUENCY 50-60Hz
			MATERIAL AL+PC
			TYPE 3 WIRES
			MODEL TRACK RAIL
			PRODUCT COLOR WHITE
			WORK TEMP /

5 years WARRANTY **IP20**



COLOR	Product Code	EAN code	TYPE
BLACK	LTA01-19	8605036662745	LINK SOCKET
			VOLTAGE 220-12V
			FREQUENCY 50-60Hz
			MATERIAL AL+PC
			TYPE 3 WIRES
			MODEL TRACK RAIL
			PRODUCT COLOR BLACK
			WORK TEMP /

5 years WARRANTY **IP20**



COLOR	Product Code	EAN code	TYPE
WHITE	LTA01-20	8605036662752	LINK SOCKET
			VOLTAGE 220-12V
			FREQUENCY 50-60Hz
			MATERIAL AL+PC
			TYPE 3 WIRES
			MODEL TRACK RAIL
			PRODUCT COLOR WHITE
			WORK TEMP /

5 years WARRANTY **IP20**



COLOR	Product Code	EAN code	TYPE
BLACK	LTA01-21	8605036662769	L SOCKET
			VOLTAGE 220-12V
			FREQUENCY 50-60Hz
			MATERIAL AL+PC
			TYPE 3 WIRES
			MODEL TRACK RAIL
			PRODUCT COLOR BLACK
			WORK TEMP /

5 years WARRANTY **IP20**



COLOR	Product Code	EAN code	TYPE
WHITE	LTA01-22	8605036662776	L SOCKET
			VOLTAGE 220-12V
			FREQUENCY 50-60Hz
			MATERIAL AL+PC
			TYPE 3 WIRES
			MODEL TRACK RAIL
			PRODUCT COLOR WHITE
			WORK TEMP /

5 years WARRANTY **IP20**



COLOR	Product Code	EAN code	TYPE
BLACK	LTA01-23	8605036662783	STRAIGHT CONNECTOR
			VOLTAGE 220-12V
			FREQUENCY 50-60Hz
			MATERIAL AL+PC
			TYPE 3 WIRES
			MODEL TRACK RAIL
			PRODUCT COLOR BLACK
			WORK TEMP /

5 years WARRANTY **IP20**

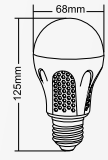


COLOR	Product Code	EAN code	TYPE
WHITE	LTA01-24	8605036662790	STRAIGHT CONNECTOR
			VOLTAGE 220-12V
			FREQUENCY 50-60Hz
			MATERIAL AL+PC
			TYPE 3 WIRES
			MODEL TRACK RAIL
			PRODUCT COLOR WHITE
			WORK TEMP /

5 years WARRANTY **IP20**



CCT	Product Code	EAN code	BATTERY
• 6400K	LC03-01	8605036698195	3.7V / 1.2Ah
			WATT 5W
			VOLTAGE 220-240V
			BATTERY TYPE LITHIUM
			MATERIAL PC
			BEAM ANGLE 200°
			LED TYPE SMD
			DISCHARGER 5 hours
			WORK TEMP ta=40°C



LED Lighting Rechargeable | EMERGENCY BULB



LED Lighting
Rechargeable

LED RECHARGEABLE
LANTERN

For more information visit
www.lambario.com





CCT	Product Code	EAN code	WATT
• 6400K	LC02-01	8605036698119	8W
BATTERY 3.7V 1200 DISCHARGER 10 hours BATTERY TYPE LITHIUM FREQUENCY 50-60Hz MATERIAL PC MODEL USB-CHARGER LED TYPE SMD SERIES DIMMABLE			



CCT	Product Code	EAN code	WATT
• 6400K	LC02-02	8605036698126	16W
BATTERY 2x3.7V 1200 DISCHARGER 10 hours BATTERY TYPE LITHIUM FREQUENCY 50-60Hz MATERIAL PC MODEL USB-CHARGER LED TYPE SMD SERIES DIMMABLE			



CCT	Product Code	EAN code	WATT
• 6400K	LC02-03	8605036698133	7W
BATTERY 3.7V 1500 DISCHARGER 10 hours BATTERY TYPE LITHIUM FREQUENCY 50-60Hz MATERIAL PC MODEL USB-CHARGER LED TYPE SMD SERIES DIMMABLE			



CCT	Product Code	EAN code	WATT
• 6400K	LC02-04	8605036698140	9.6W
BATTERY 4V 2.0AH DISCHARGER 10 hours BATTERY TYPE LED ACID FREQUENCY 50-60Hz MATERIAL PC MODEL USB-CHARGER LED TYPE SMD SERIES DIMMABLE			



CCT	Product Code	EAN code	WATT
• 6400K	LC02-05	8605036698157	1W
BATTERY 4V 1.3AH DISCHARGER 8 hours BATTERY TYPE LED ACID FREQUENCY 50-60Hz MATERIAL PC MODEL USB-CHARGER LED TYPE SMD SERIES TORCH			



CCT	Product Code	EAN code	WATT
• 6400K	LC02-06	8605036698164	10W
BATTERY 6V 4.5AH DISCHARGER 10 hours BATTERY TYPE LED ACID FREQUENCY 50-60Hz MATERIAL PC MODEL USB-CHARGER LED TYPE SMD SERIES TORCH			



CCT	Product Code	EAN code	WATT
• 6400K	LC02-07	8605036698171	1W
BATTERY 3.7V 1.2AH DISCHARGER 10 hours BATTERY TYPE LITHIUM FREQUENCY 50-60Hz MATERIAL PC MODEL USB-CHARGER LED TYPE SMD SERIES TORCH			



CCT	Product Code	EAN code	WATT
• 6400K	LC02-08	8605036698188	10W
BATTERY 3.7V 2.0AH DISCHARGER 10 hours BATTERY TYPE LITHIUM FREQUENCY 50-60Hz MATERIAL PC MODEL USB-CHARGER LED TYPE SMD SERIES TORCH			

LED RECHARGEABLE LIGHTING

The Rechargeable LED Lighting line, is made up of battery powered, long-lasting lighting solutions. Perfectly suited for night-time work, traveling, and portable lighting. If you want additional temporary and portable lighting options, from mains powered tripods and work lights, to rechargeable torches, clamps and magnetic options, our range has it all.

EMERGENCY LIGHTING SYSTEMS

The Emergency Lighting LED product line allows for the maintenance of emergency exit signage, premium slimline LED maintained emergency exit signage and lighting, designed for applications where aesthetics are important.



Product Code	EAN code	WATT /
LC01-01 (1)	0000000012241	BATTERY /
		DISCHARGER /
		BATTERY TYPE /
		FREQUENCY /
STICKER FOR EMERGENCY LAMP		MATERIAL /
		MODEL /
		LED TYPE /
		SERIES /
		2 years WARRANTY IP20

Product Code	EAN code	WATT /
LC01-01 (2)	0000000012242	BATTERY /
		DISCHARGER /
		BATTERY TYPE /
		FREQUENCY /
STICKER FOR EMERGENCY LAMP		MATERIAL /
		MODEL /
		LED TYPE /
		SERIES /
		2 years WARRANTY IP20

Product Code	EAN code	WATT /
LC01-01 (3)	0000000012243	BATTERY /
		DISCHARGER /
		BATTERY TYPE /
		FREQUENCY /
STICKER FOR EMERGENCY LAMP		MATERIAL /
		MODEL /
		LED TYPE /
		SERIES /
		2 years WARRANTY IP20

Product Code	EAN code	WATT /
LC01-01 (4)	0000000012244	BATTERY /
		DISCHARGER /
		BATTERY TYPE /
		FREQUENCY /
STICKER FOR EMERGENCY LAMP		MATERIAL /
		MODEL /
		LED TYPE /
		SERIES /
		2 years WARRANTY IP20

Product Code	EAN code	WATT /
LC01-01 (5)	0000000012245	BATTERY /
		DISCHARGER /
		BATTERY TYPE /
		FREQUENCY /
STICKER FOR EMERGENCY LAMP		MATERIAL /
		MODEL /
		LED TYPE /
		SERIES /
		2 years WARRANTY IP20



Product Code	EAN code	WATT /
LC01-01 (6)	0000000012246	BATTERY /
		DISCHARGER /
		BATTERY TYPE /
		FREQUENCY /
STICKER FOR EMERGENCY LAMP		MATERIAL /
		MODEL /
		LED TYPE /
		SERIES /

2 years WARRANTY **IP20**



Product Code	EAN code	WATT /
LC01-01 (7)	0000000012247	BATTERY /
		DISCHARGER /
		BATTERY TYPE /
		FREQUENCY /
STICKER FOR EMERGENCY LAMP		MATERIAL /
		MODEL /
		LED TYPE /
		SERIES /

2 years WARRANTY **IP20**



Product Code	EAN code	WATT /
LC01-02 (LC01-03)-1	0000000012248	BATTERY /
		DISCHARGER /
		BATTERY TYPE /
		FREQUENCY /
STICKER FOR EMERGENCY LAMP		MATERIAL /
		MODEL /
		LED TYPE /
		SERIES /

2 years WARRANTY **IP20**



Product Code	EAN code	WATT /
LC01-02 (LC01-03)-2	0000000012249	BATTERY /
		DISCHARGER /
		BATTERY TYPE /
		FREQUENCY /
STICKER FOR EMERGENCY LAMP		MATERIAL /
		MODEL /
		LED TYPE /
		SERIES /

2 years WARRANTY **IP20**



Product Code	EAN code	WATT /
LC01-02 (LC01-03)-3	0000000012250	BATTERY /
		DISCHARGER /
		BATTERY TYPE /
		FREQUENCY /
STICKER FOR EMERGENCY LAMP		MATERIAL /
		MODEL /
		LED TYPE /
		SERIES /

2 years WARRANTY **IP20**



Product Code	EAN code	WATT /
LC01-02 (LC01-03)-4	0000000012251	BATTERY /
		DISCHARGER /
		BATTERY TYPE /
		FREQUENCY /
STICKER FOR EMERGENCY LAMP		MATERIAL /
		MODEL /
		LED TYPE /
		SERIES /

2 years WARRANTY **IP20**



Product Code	EAN code	WATT /
LC01-02 (LC01-03)-5	0000000012252	BATTERY /
		DISCHARGER /
		BATTERY TYPE /
		FREQUENCY /
STICKER FOR EMERGENCY LAMP		MATERIAL /
		MODEL /
		LED TYPE /
		SERIES /

2 years WARRANTY **IP20**



Product Code	EAN code	WATT /
LC01-02 (LC01-03)-6	0000000012253	BATTERY /
		DISCHARGER /
		BATTERY TYPE /
		FREQUENCY /
STICKER FOR EMERGENCY LAMP		MATERIAL /
		MODEL /
		LED TYPE /
		SERIES /

2 years WARRANTY **IP20**



Product Code	EAN code	WATT /
LC01-02 (LC01-03)-7	0000000012254	BATTERY /
		DISCHARGER /
		BATTERY TYPE /
		FREQUENCY /
STICKER FOR EMERGENCY LAMP		MATERIAL /
		MODEL /
		LED TYPE /
		SERIES /

2 years WARRANTY **IP20**



CCT • 6400K	Product Code LC01-01	EAN code 8605036698041	WATT 10W BATTERY 3.7V 2.2ah VOLTAGE 185-265V FREQUENCY 50-60Hz DIRCHARGER 3 Hours MATERIAL PC MODEL RECESSED SURFACE LED TYPE SMD SERIES EMERGENCY



CCT • 6400K	Product Code LC01-02	EAN code 8605036698058	WATT 2W BATTERY 12V 800 VOLTAGE 185-265V FREQUENCY 50-60Hz DIRCHARGER 3 Hours MATERIAL PC MODEL SUSPENDED SURFACE LED TYPE SMD SERIES EMERGENCY



CCT • 6400K	Product Code LC01-03	EAN code 8605036698065	WATT 2W BATTERY 12V 800 VOLTAGE 185-265V FREQUENCY 50-60Hz DIRCHARGER 3 Hours MATERIAL PC+AL MODEL RECESSED LED TYPE SMD SERIES EMERGENCY



FAST CHARGE

CCT • 6400K	Product Code LC01-04	EAN code 8605036698072	WATT 10W BATTERY 3.7V 2.2ah VOLTAGE 185-265V FREQUENCY 50-60Hz DIRCHARGER 3 Hours MATERIAL PC MODEL RECESSED SURFACE LED TYPE SMD SERIES EMERGENCY



CCT • 6400K	Product Code LC01-05	EAN code 8605036698089	WATT 6W BATTERY 12V 800 VOLTAGE 185-265V FREQUENCY 50-60Hz DIRCHARGER 6 Hours MATERIAL PC+AL MODEL WALL MOUNTED 30LED LED TYPE SMD SERIES EMERGENCY

Emergency Lighting

LED EMERGENCY LAMP

For more information visit
www.lambario.com





CCT	Product Code	EAN code	WATT
• 6400K	LC01-06	8605036698096	6W
			BATTERY 3.7V 1.2AH
			VOLTAGE 185-265V
			FREQUENCY 50-60Hz
			DIRCHARGER 8 Hours
			MATERIAL PC+AL
			MODEL WALL MOUNTED 60LED
			LED TYPE SMD
			SERIES EMERGENCY

2 Years WARRANTY 30000 Hours **IP20**




CCT	Product Code	EAN code	WATT
• 6400K	LC01-07	8605036698102	12W
			BATTERY 3.7V 2.0AH
			VOLTAGE 185-265V
			FREQUENCY 50-60Hz
			DIRCHARGER 8 Hours
			MATERIAL PC+AL
			MODEL WALL MOUNTED 60LED
			LED TYPE SMD
			SERIES EMERGENCY

2 Years WARRANTY 30000 Hours **IP20**

FAST CHARGE

LED EMERGENCY LAMP

Emergency Lighting



Indoor Lighting

MOTION SENSOR

For more information visit
www.lambario.com





COLOR	Product Code	EAN code	WATT 1200W
WHITE	LY31-01010	8605036693640	AMPERES /
			VOLTAGE 220-240V
			FREQUENCY 50-60Hz
			DEGRE 360°
			MATERIAL PC
			MODEL Ms01
			TYPE SURFACE
			SERIES MOTION SENSOR



COLOR	Product Code	EAN code	WATT 1200W
WHITE	LY31-01030	8605036693633	AMPERES /
			VOLTAGE 220-240V
			FREQUENCY 50-60Hz
			DEGRE 180°
			MATERIAL PC
			MODEL Ms04
			TYPE SURFACE
			SERIES MOTION SENSOR



COLOR	Product Code	EAN code	WATT 1200W
WHITE	LY31-01040	8605036693626	AMPERES /
			VOLTAGE 220-240V
			FREQUENCY 50-60Hz
			DEGRE 360°
			MATERIAL PC
			MODEL Ms03
			TYPE SURFACE
			SERIES MOTION SENSOR



COLOR	Product Code	EAN code	WATT 1200W
WHITE	LY31-01050	8605036696436	AMPERES /
			VOLTAGE 220-240V
			FREQUENCY 50-60Hz
			DEGRE 360°
			MATERIAL PC
			MODEL Ms05
			TYPE RECESSED
			SERIES MOTION SENSOR



COLOR	Product Code	EAN code	WATT 1200W
WHITE	LY31-01060	8605036696443	AMPERES 16A
			VOLTAGE 220-240V
			FREQUENCY 50-60Hz
			DEGRE 360°
			MATERIAL PC
			MODEL Ms06
			TYPE SURFACE
			SERIES MOTION SENSOR



COLOR	Product Code	EAN code	WATT 1200W
WHITE	LY31-04010	8605036696429	AMPERES /
			VOLTAGE 220-240V
			FREQUENCY 50-60Hz
			DEGRE 180°
			MATERIAL PC
			MODEL /
			TYPE RECESSED
			SERIES MICROWAVE



COLOR	Product Code	EAN code	WATT 1000W
WHITE	LY31-03010	8605036693596	AMPERES 6A
			VOLTAGE 220-240V
			FREQUENCY 50-60Hz
			DEGRE 180°
			MATERIAL PC
			MODEL Ps01
			TYPE SURFACE
			SERIES PHOTA SENSOR



COLOR	Product Code	EAN code	WATT 2000W
WHITE	LY31-03040	8605036693602	AMPERES 25A
			VOLTAGE 220-240V
			FREQUENCY 50-60Hz
			DEGRE 180°
			MATERIAL PC
			MODEL Ps02
			TYPE SURFACE
			SERIES PHOTA SENSOR

Motion Sensor

Indoor Lighting

SENSORS

The Sensors line represents a wide range of solutions for motion detection, using methods such as passive infrared (PIR), microwave, ultrasonic, and other forms and combinations of automatic detection for automated lighting control.

WORLD CLASS MANUFACTURING

We design,
create and
innovate
lighting
products to
provide
full-spectrum
energy-efficient
lighting solutions.

